

# SM8TAT2SA, SM16TAT2SA, SM24TAT2SA and SM8TAT2SA-DC

Smart Managed Gigabit Ethernet PoE+ Switches  
8-/16-/24-Port Gigabit PoE+, 2-Port 100/1000 SFP

CLI Reference

## Intellectual Property

© 2022-2024 Lantronix, Inc. All rights reserved. No part of the contents of this publication may be transmitted or reproduced in any form or by any means without the written permission of Lantronix. *Lantronix* is a registered trademark of Lantronix, Inc. in the United States and other countries. All other trademarks and trade names are the property of their respective holders.

Patented: <https://www.lantronix.com/legal/patents/>; additional patents pending.

## Warranty

For details on the Lantronix warranty policy, go to <http://www.lantronix.com/support/warranty>.

## Contacts

### Lantronix Corporate Headquarters

48 Discovery, Suite 250  
Irvine, CA 92618, USA  
Toll Free: 800-526-8766  
Phone: 949-453-3990  
Fax: 949-453-3995

### Technical Support

Online: <https://www.lantronix.com/technical-support/>

### Sales Offices

For a current list of our domestic and international sales offices, go to [www.lantronix.com/about/contact](http://www.lantronix.com/about/contact).

## Disclaimer

All information contained herein is provided “AS IS.” Lantronix undertakes no obligation to update the information in this publication. Lantronix does not make, and specifically disclaims, all warranties of any kind (express, implied or otherwise) regarding title, non-infringement, fitness, quality, accuracy, completeness, usefulness, suitability or performance of the information provided herein. Lantronix shall have no liability whatsoever to any user for any damages, losses and causes of action (whether in contract or in tort or otherwise) in connection with the user’s access or usage of any of the information or content contained herein. The information and specifications contained in this document are subject to change without notice.

## Revision History

Date	Rev	Description
2/1/23	L	SM8TAT2SA FW v1.04.0079: Add ConsoleFlow and LPM support. Change Auth Method defaults. Change Filename extension to .imgs. Remove CLI command summary.
8/24/23	M	FW v1.04.0095: Add ConsoleFlow On-premise support. Update DHCP per port VLAN. Update contact information. Please see the Release Notes for more information.
9/29/23	N	FW v1.04.0110: Change ConsoleFlow to PercepXion. Allow a dash (-) value for Status Update Interval and Content Check Interval. Automatically save Configuration Update from PercepXion Explore tab and configuration of all element changes to Start-Up Config. Add CLI command to modify SSL certificate effective date.
6/12/24	P	FW v1.04.0124: Remove hidden command “Special ip-cam poe-force-mode on”. Add a Caution that Forcing the switch to send POE to non-POE devices can physically damage those devices. Add more support for PercepXion cloud management. Skipped Rev O. Remove references to console port. See the Release Notes for details.

## Contents

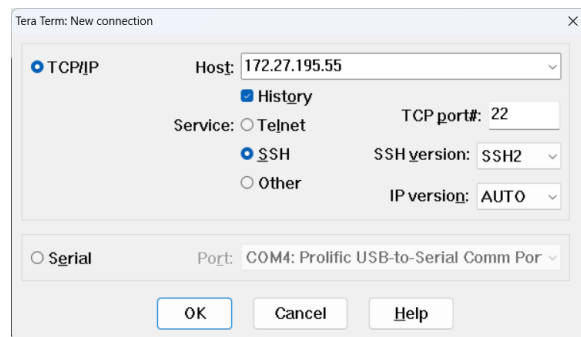
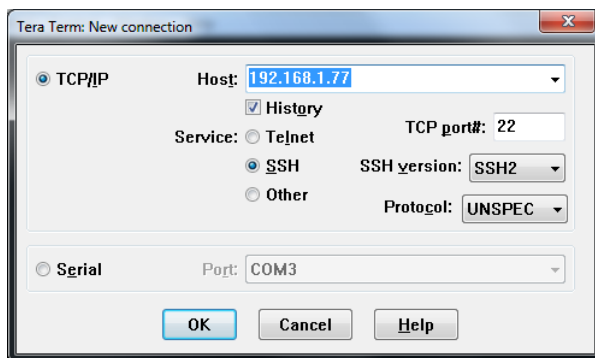
1. CLI Management .....	5
1-1 Related Manuals .....	6
1-2 Privilege Levels .....	6
1-3 Command Modes .....	7
1-4 Login.....	8
1-5 Idle Timeout.....	9
2. Exec Mode Commands .....	11
3. Clear Commands .....	14
4. Config Mode Commands .....	20
3-1 no .....	91
3-2 qos.....	132
3-3 spanning-tree .....	136
5. Interface Config Mode Commands .....	138
5-1 Interface Config Mode Commands .....	144
5-1-1 config interface vlan Commands .....	144
5-1-2 config interface GigabitEthernet 1/1-10 Commands.....	149
6. Copy Commands .....	171
7. Delete Commands .....	172
8. Dir Commands .....	172
9. Firmware Commands .....	173
10. Ping Commands .....	174
11. Reload Commands .....	175
12. Show Commands .....	176
13. SSL Commands.....	241
14. Terminal Commands .....	245
15. Traceroute Commands .....	246
16. Cable Diagnostics Commands .....	248
17. Configure DHCP per Port .....	249
17.1 DHCP per Port .....	249
18. Percepixon and LPM Commands .....	252
18-1 Using the ? and <tab> Functions .....	252
18-2 Percepixon Command Set .....	253

18-3 PercepXion Command Set <tab> ..... 253  
18-3 PercepXion Command Descriptions..... 254

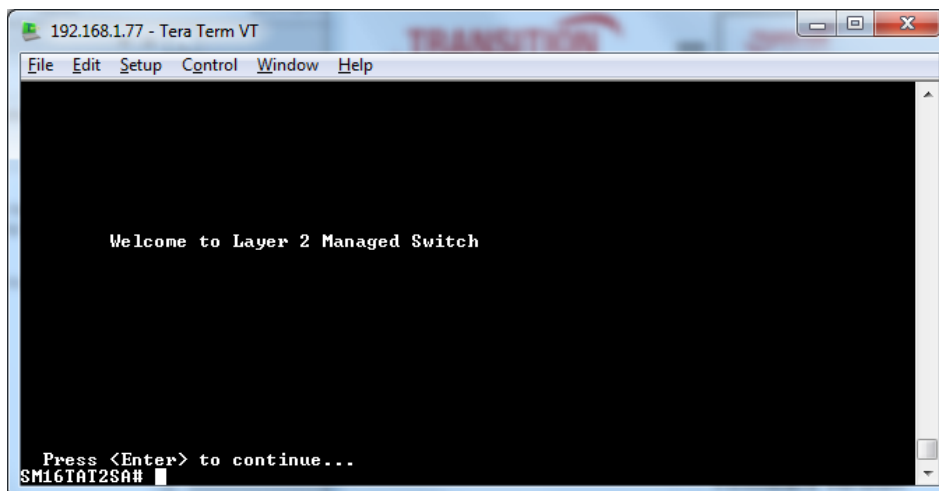
# 1. CLI Management

This manual documents CLI (Command Line Interface) commands for four similar models: SM8TAT2SA, SM16TAT2SA, SM24TAT2SA, and SM8TAT2SA-DC. The models differ mainly in port count. Model differences are noted where applicable in this manual. Note: the CLI can only be accessed via SSH. A typical connection procedure is provided below:

1. Attach an RJ-45 cable to any RJ-45 port on the switch front panel to access the CLI.
2. Attach the other end of the cable to a terminal or a PC running Tera Term or similar terminal emulator.
3. At the “Tera Term New connection” menu, set the parameters: Host: 192.168.1.77; History: checked; Service: SSH; TCP port # 22; SSH version: SSG2; Protocol: UNSPEC.



4. Follow the on-screen instructions.



## 1-1 Related Manuals

For Lantronix Documentation, Firmware, App Notes, etc. go to <https://www.lantronix.com/technical-support/>. Note that this manual provides links to third party web sites for which Lantronix is not responsible.

This manual describes how to install, configure, and troubleshoot the SMxTAT2SA switch. Other related manuals include:

- SMxTAT2SA Quick Start Guide, 33715
- SMxTAT2SA Install Guide, 33716
- SMxTATS2A Web User Guide, 33717
- SM8TAT2SA-DC Quick Start Guide, 33813
- SM8TAT2SA-DC Install Guide, 33814
- SMxTAT2SA Unified API User Guide, 33825
- Release Notes (version specific)

## 1-2 Privilege Levels

Every command has a privilege level (0-15). You can run a command if the session's privilege level is greater than or equal to the command's privilege level. The session's privilege level initially comes from the login account's privilege level, though it is possible to change the session's privilege level after logging in.

Privilege Level	Types of Commands at this Privilege Level
0	Display basic system information.
13	Configure features except for login accounts, the authentication method sequence, multiple logins, and administrator and enable passwords.
15	Configure login accounts, the authentication method sequence, multiple logins, and administrator and enable passwords.

## 1-3 Command Modes

The CLI is divided into several modes. If you have a high enough privilege level to run a particular command, you can run the command if in the correct mode. The modes that are available depend on the session's privilege level. To see the commands of the mode, enter a "?" (question mark) after the system prompt, then all commands will be listed in the screen. The command modes are listed below:

### Command Modes

Mode	Prompt	Command Function in this Mode
exec	<sys_name>#	Display current configuration, diagnostics, and maintenance
config	<sys_name>(config)#	Configure features other than those below
Config-if	<sys_name>(config-interface)#	Configure ports
Config-if-vlan	<sys_name>(config-if-vlan)#	Configure static vlan
Config-line	<sys_name>(config-line)#	Line Configuration
Config-ipmc-profile	<sys_name>(config-ipmc-profile)#	IPMC Profile
Config-snmp-host	<sys_name>(config-snmp-host)#	SNMP Server Host
Config-stp-aggr	<sys_name>(config-stp-aggr)#	STP Aggregation
Config-dhcp-pool	<sys_name>(config-dhcp-pool)#	DHCP Pool Configuration

### Change Between Command Modes

Commands reside in the corresponding modes and can run only in that mode. If you want to run a particular command, you just change to the appropriate mode. The command modes are organized as a tree, starting in exec mode. The following table explains how to change from one mode to another.

Mode	Enter Mode	Leave Mode
exec	--	--
config	Configure terminal	exit
config-interface	Interface <port-type> <port-type-list>	exit
config-vlan	Interface vlan <vlan_list>	exit

## 1-4 Login

The command-line interface (CLI) is a text-based interface that you can access the CLI via a direct serial connection to the device. The default username and password to login into the switch are Username: `admin` and Password: `admin`.

After you login successfully, the prompt displays as “<sys\_name>#”. This means you are an administrator and have the highest privilege for setting the switch. If logged in as other than the administrator, the prompt displays as “<sys\_name>>”, which means you have guest privileges and are only allowed for setting the system under the administrator. Each CLI command has its privilege level pre-assigned. See below.

```
Username: admin <Enter>
Password: admin <Enter>
SM16TAT2SA
```

### Command Line Navigation

To display	Press	Description
more	-	dash key
next page	Space	space bar
continue	g	g key
quit	^C	Control C
parameters	?	Single question mark
syntax	??	Two question marks
available commands in table format	Tab key	available commands in table format

### Command Line Messages

**Message:** *Wrong username or password!*

Recovery: Re-try the login with the correct username and password credentials.

**Message:** *There are too many users in the system.*

Recovery: Try to log in later.

**Message:** *Syntax error: Illegal command line*

Recovery: Check the command syntax and try the command again.



## 1-5 Idle Timeout

*Warning: Idle timeout. The session will be closed.*

After the session times out due to inactivity, you must log back in again. Press Enter to display the Username prompt.

```
SM16TAT2SA#
Warning: Idle timeout. The session will be closed.
<Enter>
Username: admin
Password:
SM16TAT2SA#
```

**Command:** `exec-timeout autologout`

**Description:** Set HTTP Auto-logout Timeout period. Added at FW v1.02.1476.

**Syntax:** `exec-timeout autologout { 0 | 1 | 2 | 3 | 4 | 5 | 10 | 20 | 30 | 40 | 50 | 60 }`

**Parameters:** 0 Off – No Auto-Logout timeout

1 1 minute

10 10 minutes (default)

2 2 minutes

20 20 minutes

3 3 minutes

30 30 minutes

4 4 minutes

40 40 minutes

5 5 minutes

50 50 minutes

60 60 minutes

**Example:**

```
SM8TAT2SA(config)# exec-timeout autologout 0
SM8TAT2SA(config)#
```

**Auto-Logout Timeout:** After you change the Auto-Logout timeout and then log out and log back in, the Auto-Logout timeout setting will be the setting saved to the start-up config file (added at FW v1.02.1476).

When the Auto-Logout timeout setting is changed, it directly writes to running-config.

To save the timeout change to start-up config, you must execute a save to startup-config.

To examine the running-config, you can run the CLI command “showing running-config” or in the Web UI just log out and log back in again.

To save the timeout change into startup-config, do a save to startup-config and then reboot the switch.

In summary:

- When you power on the switch, it will get the settings from startup-config.
- When you logout and login (without switch reboot), the switch will get the timeout settings from startup-config.
- When you reload defaults, the switch will get the timeout settings from default-config.

For the “Save to start-up config” behavior, if you don’t save the config, when you change the timeout setting but logout, at the next login the timeout setting remains unchanged as the setting in start-up config.

If you save timeout setting to start-up config:	If you don't save timeout setting to start-up config:
When you change the timeout setting and save to startup-config (click the disc icon), the changed timeout setting will be applied to running-config and start-up config immediately.	When you change the timeout setting (without save to startup-config), the timeout change will be applied to running-config immediately.
After Logout and login, the timeout setting will be the setting saved in start-up config.	After Logout and login, the timeout setting will be the setting saved in start-up configure.
After a switch reboot, the timeout setting will be the setting saved in start-up config.	After you reboot the switch, the timeout setting will be the setting saved in start-up config.

## 2. Exec Mode Commands

To see the commands of the current mode, type a question mark (?) after the prompt to list all available commands for that mode.

```
SM16TAT2SA# ?
!           Comments
clear      Reset functions
configure  Enter configuration mode
copy       Copy from source to destination
delete     Delete one file in flash file system
diagnostics diagnostics
dir        Directory of all files in flash file system
exit       Exit from the CLI
find-switch Turn on and off all LED light 3 times in 15 seconds
firmware   firmware
logout     Exit from EXEC mode
more       Display file
ping       Send ICMP echo messages
reload     Reload system
show       Show running system information
ssl        Setup SSL certificate
terminal   Set terminal line parameters
traceroute Trace the route to HOST

SM16TAT2SA#
```

### **Exit**

Exit from Config mode to EXEC mode.

**Syntax:**        **exit**

**Parameters:**   None.

**Example:**

```
SM16TAT2SA(config)# exit
SM16TAT2SA#
```

## ? (Help)

Help may be requested at any point in a command by entering a question mark '?'. If nothing matches, the help list will be empty and you must back up until entering a '?' shows the available options.

Two styles of help are provided:

1. Full help is available when you are ready to enter a command argument (e.g. 'show ?') and describes each possible argument.
2. Partial help is provided when an abbreviated argument is entered and you want to know what arguments match the entry (e.g. 'show pr?').

**Syntax:** ?

**Parameters:** None.

**Example:**

```
SM16TAT2SA#?  
!  
!          Comments  
clear      Reset functions  
configure  Enter configuration mode  
copy       Copy from source to destination  
delete     Delete one file in flash file system  
diagnostics diagnostics  
dir        Directory of all files in flash file system  
exit       Exit from the CLI  
find-switch Turn on and off all LED light 3 times in 15 seconds  
firmware   firmware  
logout     Exit from EXEC mode  
more       Display file  
ping       Send ICMP echo messages  
reload     Reload system  
show       Show running system information  
ssl        Setup SSL certificate  
terminal   Set terminal line parameters  
traceroute Trace the route to HOST  
SM16TAT2SA#
```

## ***logout***

Exit from EXEC mode. You must log back in.

### **Syntax:**

**logout**

### **Parameters:**

none

### **Example:**

```
SM16TAT2SA# logout
```

## ***end***

Go back to EXEC mode.

### **Syntax:**

**end**

### **Parameters:**

none

### **Example:**

```
SM16TAT2SA# configure terminal
SM16TAT2SA(config)# end
SM16TAT2SA#
```

## ***find switch***

Turn all port LEDs on and off 3 times in 15 seconds.

### **SYNTAX**

**find-switch** <cr>

### **EXAMPLE**

```
SM16TAT2SA# find-switch ?
  find-switch  Turn on and off all LED light 3 times in 15 seconds
  <cr>
SM16TAT2SA# find-switch
SM16TAT2SA#
```

## 3. Clear Commands

**Table : Clear Commands**

<b><u>Command</u></b>	<b><u>Function</u></b>
access-list	Access list
ip	Clear DHCP Relay statistics
lldp	Clear LLDP statistics for one or more given interface
logging	Syslog
mac	MAC Address Table
spanning-tree	Execute protocol migration check on interfaces
statistics	Clear statistics for one or more given interface

### ***access-list***

Clear Access list

#### **Syntax**

**Clear access-list** ace | statistics

#### **Parameters**

ace        Access list entry

statistics    Traffic statistics

#### **EXAMPLE**

```
SM8TAT2SA# clear access-list ace statistics?
statistics Traffic statistics
<cr>
SM8TAT2SA# clear access-list ace statistics ?
<cr>
SM8TAT2SA# clear access-list ace statistics
SM8TAT2SA#
```

## ip

Clear IP Internet Protocol config commands.

### Syntax

```
clear ip arp
clear ip dhcp detailed statistics { server | client | snooping | relay | helper | all } [ interface ( <port_type>
[ <in_port_list> ] ) ]
clear ip dhcp relay statistics
clear ip dhcp server binding <ip>
clear ip dhcp server binding { automatic | manual | expired }
clear ip dhcp server statistics
clear ip dhcp snooping statistics [ interface ( <port_type> [ <in_port_list> ] ) ]
clear ip igmp snooping [ vlan <v_vlan_list> ] statistics
clear ip statistics [ system ] [ interface vlan <v_vlan_list> ] [ icmp ] [ icmp-msg <type> ]
```

### Parameters

arp	Clear ARP cache
dhcp	Dynamic Host Configuration Protocol
igmp	Internet Group Management Protocol
statistics	Traffic statistics
relay	DHCP relay agent configuration
snooping	DHCP snooping
interface	Select an interface to configure
GigabitEthernet 1	Gigabit Ethernet Port
vlan	IPv4 traffic interface
<vlan_list>	VLAN identifier(s): VID

### EXAMPLE

```
SM8TAT2SA# clear ip ?
arp Clear ARP cache
dhcp Dynamic Host Configuration Protocol
igmp Internet Group Management Protocol
statistics Traffic statistics
SM8TAT2SA# clear ip arp
SM8TAT2SA# clear ip dhcp ?
detailed Detailed statistics
relay DHCP relay agent configuration
server Miscellaneous DHCP server information
```

```
snooping DHCP snooping
SM8TAT2SA# clear ip igmp ?
snooping Snooping IGMP
SM8TAT2SA# clear ip igmp snooping ?
statistics Running IGMP snooping counters
vlan Search by VLAN
SM8TAT2SA# clear ip igmp snooping vlan ?
<vlan_list> VLAN identifier(s): VID
SM8TAT2SA# clear ip igmp snooping statistics
SM8TAT2SA#
```

## ***lldp***

Clears LLDP statistics for one or more given interfaces.

### **Syntax**

**Clear lldp** statistics

### **Parameters**

global	Clear global counters
interface	Interface
GigabitEthernet	GigabitEthernet
*	All ports
<port_list>	Port List S/X-Y,Z (1/1-18)

### **EXAMPLE**

```
SM8TAT2SA# clear lldp statistics interface GigabitEthernet 1/3-8
SM8TAT2SA# clear lldp statistics global
SM8TAT2SA#
```



## ***logging***

Clears Syslog (System Log).

### **Syntax**

```
clear logging [ info ] [ warning ] [ error ] [ switch <switch_list> ]
```

### **Parameters**

error	Error
info	Information
warning	Warning

### **EXAMPLE**

```
SM8TAT2SA# clear logging error  
SM8TAT2SA# clear logging info  
SM8TAT2SA# clear logging warning  
SM8TAT2SA# clear logging  
SM8TAT2SA#
```

## ***mac***

Clears MAC Address Table.

### **Syntax**

```
Clear mac address-table
```

### **Parameters**

<b>address-table</b>	Flush MAC Address table.
----------------------	--------------------------

### **EXAMPLE**

```
SM16TAT2SA# clear mac address-table  
SM16TAT2SA#
```

## **spanning-tree**

Clear STP Bridge.

### **Syntax**

```
clear spanning-tree { { statistics [ interface ( <port_type> [ <v_port_type_list> ] ) ] } | { detected-protocols [ interface ( <port_type> [ <v_port_type_list_1> ] ) ] } } }
```

### **Parameters**

detected-protocols	Set the STP migration check
statistics	STP statistics
interface	Choose port
<port_type>	GigabitEthernet
<port_type_list>	Port list in 1/1-8 for Gigabitethernet

### **EXAMPLE**

```
SM8TAT2SA# clear spanning-tree?  
spanning-tree STP Bridge  
SM8TAT2SA# clear spanning-tree ?  
detected-protocols Set the STP migration check  
statistics STP statistics  
SM8TAT2SA# clear spanning-tree detected-protocols ?  
interface Choose port  
<cr>  
SM8TAT2SA# clear spanning-tree statistics ?  
interface Choose port  
<cr>  
SM8TAT2SA# clear spanning-tree detected-protocols interface GigabitEthernet  
1/1-8  
SM8TAT2SA# clear spanning-tree statistics  
SM8TAT2SA#
```

## **statistics**

Clear statistics for a given interface.

### **Syntax**

```
clear statistics interface <port_type> <port_type_list>
```

```
clear statistics <port_type> <port_type_list>
```

### **Parameters**

<b>&lt;port_type&gt;</b>	GigabitEthernet
<b>&lt;port_type_list&gt;</b>	Port list in 1/1-26 for Gigabit Ethernet
<b>statistics</b>	Clear statistics for one or more given interfaces
<b>interface</b>	Interface
<b>*</b>	All switches or All ports
<b>GigabitEthernet</b>	GigabitEthernet

### **EXAMPLE**

```
SM16TAT2SA# clear statistics interface GigabitEthernet 1/3-9  
SM16TAT2SA#
```

## 4. Config Mode Commands

**Table : Configure Mode Commands**

```

SM16TAT2SA(config)# ?
!                Comments
aaa              Authentication, Authorization and Accounting
access          Access management
access-list     Access list
aggregation     Aggregation mode
clock           Configure time-of-day clock
dms             DMS Service Mode
do              To run exec commands in config mode
dot1x           IEEE Standard for port-based Network Access Control
end             Go back to EXEC mode
event          Trap Event Level
exec-timeout   auto logout
exit           Exit from configure mode
interface      Select an interface to configure
ip            Internet Protocol
ipmc          IPv4/IPv6 multicast configuration
ipv6          IPv6 configuration commands
lacp          LACP system configuration
lldp          LLDP configurations
logging        Syslog
loop-protect   Loop protection configuration
mac           MAC table entries/configuration
map-api-key    Set Google Map Key configurations
max-frame-size Maximum packet length filtering is examined on both rx and tx ports.
monitor        Monitoring different system events
mvr           Multicast VLAN Registration configuration
no            Negate a command or set its defaults
ntp           Configure NTP
percepXion    Configure PercepXion
poe           Power Over Ethernet
port-security  Enable/disable port security globally
privilege     Privilege level
qos           Quality of Service
radius-server  Configure RADIUS
rmon          Remote Monitoring
smtp          smtp
snmp-server   Set SNMP server's configurations
spanning-tree Spanning Tree protocol
system        Set the SNMP server's configurations
tacacs-server Configure TACACS+
trap          Trap
upnp          Set UPnP's configurations
username      Establish User Name Authentication
vlan          VLAN commands
voice         Vlan for voice traffic

SM16TAT2SA(config)#

```

## **!** (*Comments*)

Arguments - ignored comment text.

**Syntax** `configure terminal`

### **EXAMPLE**

```
SM16TAT2SA(config)# ! ?  
Arguments ignored comment text  
<cr>  
  
SM16TAT2SA(config)# !  
SM16TAT2SA(config)#
```

## **configure terminal**

Enter Configure mode from Exec mode.

**Syntax** `configure terminal`

### **EXAMPLE**

```
SM16TAT2SA(config)#  
SM16TAT2SA(config)# end  
SM16TAT2SA# configure terminal  
SM16TAT2SA(config)#
```

**aaa**

Configure Authentication, Authorization, and Accounting parameters.

**SYNTAX**

```
aaa authentication login { telnet | ssh | http | https } { { local | radius | tacacs } [ { local | radius | tacacs } [ { local | radius | tacacs } ] ] }
```

**Parameters**

<b>authentication</b>	Authentication
<b>authorization</b>	Authorization
<b>accounting</b>	Accounting
<b>login</b>	Login
<b>service-port</b>	Service port
<b>ssh</b>	Configure SSH
<b>telnet</b>	Configure Telnet
<b>http</b>	Configure HTTP
<b>https</b>	Configure Secure HTTP
<b>local</b>	Use local database for authentication
<b>radius</b>	Use RADIUS for authentication
<b>tacacs</b>	Use TACACS+ for authentication
<b>redirect</b>	HTTP redirect HTTPS
<b>tacacs</b>	Configure Telnet
<b>tacacs</b>	Configure SSH
<b>commands</b>	Cmd Lvl (0..15)
<b>&lt;0-15&gt;</b>	Cmd Lvl (0..15)
<b>exec</b>	config-commands
<b>config-commands</b>	config-commands
<b>fallback</b>	fallback

**EXAMPLE**

```
SM8TAT2SA(config)# aaa authentication login http local
SM8TAT2SA(config)# aaa authorization tacacs commands 12 config-commands fallback
Warning: Idle timeout. The session will be closed.
SM8TAT2SA(config)# aaa accounting ssh tacacs
SM8TAT2SA(config)#
```

## access management

Configure Access management parameters.

### SYNTAX

**access** management

**access** management <access\_id> <access\_vid> <start\_addr> [ to <end\_addr> ] { [ web ] [ snmp ] [ telnet ] | all }

### Parameters

<b>management</b>	Access management configuration
<b>&lt; 1-16&gt;</b>	ID of access management entry
<b>&lt; 1-4094&gt;</b>	The VLAN ID for the access management entry
<b>&lt; ipv4_addr&gt;</b>	Start IPv4 address
<b>&lt; ipv6_addr&gt;</b>	Start IPv6 address
<b>all</b>	All services
<b>snmp</b>	SNMP service
<b>telnet</b>	TELNET/SSH service
<b>to</b>	End address of the range
<b>web</b>	Web service

### EXAMPLE

```
SM16TAT2SA(config)# access management 1
SM16TAT2SA(config)# access management 10 3 192.168.1.1 all
SM16TAT2SA(config)# access management 2 3 192.168.1.30 ?
    snmp    SNMP service
    telnet  TELNET/SSH service
    web     Web service
    all     All services
    <cr>
SM16TAT2SA(config)# do show access management
Switch access management mode is : Disable
Idx VID  IP Address          HTTP/HTTPS SNMP TELNET/SSH
-----
1   3   192.168.1.1/32     Y      Y   Y
SM16TAT2SA(config)#
```

## access list

Configure Access list parameters.

### SYNTAX

**access list** ace < 1-384 >

#### Parameters

ace	Access list entry
<1-384>	ACE ID (1..384)
action	Access list action < deny > < permit > < shutdown >
ingress	Ingress Port <any > < interface >
mirror	Mirror frame to destination mirror port > disable > > action >
metering	Bandwidth limitation on the traffic flow < disable > <16-1000000>
counter	Count the packet if the ACE rule is matched
frame-type	Frame type < any > < etype > < ipv4 > < ipv4-icmp > < ipv4-tcp > < ipv4-udp > < cr >
deny	Deny
permit	Permit
shutdown	Shutdown the interface
any	Don't-care the ingress interface
interface	Select an interface to configure
*	All switches or All ports
GigabitEthernet	GigabitEthernet
<port_list>	Port list in (1/1-10)
disable	Disable mirror
disable	Disable metering
<16-1000000>	Metering bandwidth in Kbps (16..1000000)
disable	Disable counter
any	Don't-care the frame type
etype	Frame type of etype
ipv4	Frame type of IPv4
ipv4-icmp	Frame type of IPv4 ICMP
ipv4-tcp	Frame type of IPv4 TCP
ipv4-udp	Frame type of IPv4 UDP
ctag	C-VLAN Tag
ctag-priority	C-VLAN Tag-priority
ctag-vid	C-VLAN ID field
stag	S-VLAN Tag



---

stag-priority	S-VLAN Tag-priority
stag-vid	S-VLAN ID field
dmac-type	The type of destination MAC address
dmac	Destination MAC address field
smac	Source MAC address field
etype-value	Ether type value
any	Don't-care tagged or untagged
tagged	Tagged
untagged	Untagged
any	Don't-care the value of tag priority field
0-1	The range of tag priority
0-3	The range of tag priority
2-3	The range of tag priority
4-5	The range of tag priority
4-7	The range of tag priority
6-7	The range of tag priority
<0-7>	The value of tag priority (0..7)
any	Don't-care the value of VID field
<vlan_id>	The value of VID field (1-4095)
any	Don't-care the type of destination MAC address
broadcast	Broadcast destination MAC address
multicast	Multicast destination MAC address
unicast	Unicast destination MAC address
any	Don't-care the value of source MAC address field
<mac_addr>	The value of source MAC address field
any	Don't-care the value of etype field
<0x0000-0xFFFF>	The value of etype field
action	Access list action
ingress	Ingress Port
mirror	Mirror frame to destination mirror port
metering	Bandwidth limitation on the traffic flow
counter	Count the packet if the ACE rule is matched
dip	Destination IP address field
sip	Source IP address field
ip-flag	IP flag
tos	IPv4 traffic class field

dport	TCP/UDP destination port field
sport	TCP/UDP source port field
tcp-flag	TCP flag
ip-protocol	IP protocol
icmp-code	ICMP code field
icmp-type	ICMP type field
any	Don't-care the value of ICMP type field
<0-255>	The value of ICMP type field (0..255)
any	Don't-care the value of ICMP code field
<0-255>	The value of ICMP code field (0..255)
any	Don't-care the value of IPv4 traffic class field
dscp	Differentiated services code point of IP packets
ip-precedence	IP precedence traffic class of IP packets
<0-63>	Specify DSCP (0..63)
0-1	The range of ip precedence
0-3	The range of ip precedence
2-3	The range of ip precedence
4-5	The range of ip precedence
4-7	The range of ip precedence
6-7	The range of ip precedence
<0-7>	The value of ip precedence (0..7)

**EXAMPLE**

```
SM8TAT2SA(config)# access-list ace 1 action permit ingress interface GigabitEthernet 1/6 mirror
disable metering 160 counter frame-type etype ctag any ctag-priority any ctag-vid 100 stag tagged
stag-priority 0-1 stag-vid any dmac-type broadcast smac 11-22-33-44-55-66 etype-value 0x88a8
SM8TAT2SA(config)# access-list ace 1 frame-type ipv4-icmp icmp-type 5 icmp-code any tos ip-
precedence 7
SM8TAT2SA(config)#
```

## aggregation

Configure Aggregation mode parameters (Traffic distribution mode parameters).

### SYNTAX

```
aggregation mode < dst-ip > <dst-mac > <src-dst-ip > < src-dst-mac src-ip > < src-mac >
```

### Parameters

**mode** Traffic distribution mode

**dst-ip** Destination IP address affects the distribution

**dst-mac** Destination MAC affects the distribution

**src-dst-ip** Source and Destination IP affect the distribution

**src-dst-mac** Source and Destination MAC affect the distribution

**src-ip** Source IP address affects the distribution

**src-mac** Source MAC affects the distribution

### EXAMPLE

```
SM8TAT2SA(config)# aggregation mode dst-ip  
SM8TAT2SA(config)# aggregation mode dst-mac  
SM8TAT2SA(config)# aggregation mode src-dst-mac  
SM8TAT2SA(config)# aggregation mode src-ip  
SM8TAT2SA(config)# aggregation mode src-mac  
SM8TAT2SA(config)#
```

## clock

Configure time-of-day clock.

### SYNTAX

**clock set** <icliDate> <icliTime>

**clock summer-time** <word16> date [ <start\_month\_var> <start\_date\_var> <start\_year\_var> <start\_hour\_var>  
<end\_month\_var> <end\_date\_var> <end\_year\_var> <end\_hour\_var> [ <offset\_var> ] ]

**clock summer-time** <word16> recurring [ <start\_week\_var> <start\_day\_var> <start\_month\_var> <start\_hour\_var>  
<end\_week\_var> <end\_day\_var> <end\_month\_var> <end\_hour\_var> [ <offset\_var> ] ]

**clock timezone** <word\_var> <hour\_var> [ <minute\_var> ]

### Parameters

+set	Set clock
summer-time	Configure summer (daylight savings) time
timezone	Configure time zone
<date>	yyyy/mm/dd
<time>	hh:mm:ss
<2000-2097>	Year to start
hh:mm	Time to start (hh:mm)
<1-12>	Month to end
<1-31>	Date to end
<2000-2097>	Year to end
hh:mm	Time to end (hh:mm)
<1-1440>	Offset to add in minutes
<1-5>	Week number to start
<1-7>	Weekday to start
<1-12>	Month to start

### EXAMPLE

```
SM8TAT2SA(config)# clock set 2019/09/13 12:43:33
SM8TAT2SA(config)# do show clock
System Time : 2019-09-13 12:43:38
SM16TAT2SA(config)# clock timezone ?
  acronym      name of time zone.
  clock-offset Offset from UTC.
SM16TAT2SA(config)# clock summer-time ?
  mode_type   Enable or Disable time zone in summer. (disable/enable)
SM16TAT2SA(config)#
```

## **dms**

Set DMS (Device Management System) service mode parameters. The "show DMS" command was removed at Firmware Version: v1.01.1201. Setting DMS Mode to "high-priority" makes that switch the DMS Controller (Master) switch. DMS Mode must be set to "high-priority" for the DMS Traffic Monitor to work.

### **SYNTAX**

**dms-service mode** [enabled | priority| high]

#### **Parameters**

enabled	Enabled
disabled	Disabled
priority	DMS priority
high	DMS priority is high ; the switch will become the DMS Controller (Master) switch.
mid	DMS priority is mid-level
low	DMS priority is low
non	DMS priority is none; the switch will never become the DMS Controller (Master) switch.

### **EXAMPLE**

```
SM8TAT2SA(config)# dms-service mode enabled priority high
SM8TAT2SA(config)#
```

**do**

Run Exec mode commands in Config mode or Interface Config mode.

**SYNTAX**

**do** <LINE >{[< LINE >]}

**Parameters**

<LINE>                    Exec Command

**EXAMPLE**

```
SM16TAT2SA(config)# do ?
clear          Reset functions
configure      Enter configuration mode
copy           Copy from source to destination
delete         Delete one file in flash file system
diagnostics    diagnostics
dir            Directory of all files in flash file system
find-switch    Turn on and off all LED light 3 times in 15 seconds
firmware       firmware
logout         Exit from EXEC mode
more           Display file
ping           Send ICMP echo messages
reload         Reload system
show           Show running system information
ssl            Setup SSL certificate
terminal       Set terminal line parameters
traceroute     Trace the route to HOST
SM16TAT2SA(config)# do show trap
Community      Severity
No Ver Server IP   Name          Level
-----
1 v2c  192.168.1.30      private      Error
2
3
4
5
SM16TAT2SA(config)#
```

## dot1x

Configure IEEE 802.1x standard for port-based Network Access Control.

### SYNTAX

```
dot1x authentication timer inactivity <v_10_to_100000>
dot1x authentication timer re-authenticate <v_1_to_3600>
dot1x feature { [ guest-vlan ] [ radius-qos ] [ radius-vlan ] }*1
dot1x guest-vlan <value>
dot1x guest-vlan supplicant
dot1x max-reauth-req <value>
dot1x re-authentication
dot1x system-auth-control
dot1x timeout quiet-period <v_10_to_1000000>
dot1x timeout tx-period <v_1_to_65535>
```

### Parameters

<b>authentication</b>	Authentication
<b>feature</b>	Globally enables/disables a dot1x feature functionality
<b>guest-vlan</b>	Guest VLAN
<b>max-reauth-req</b>	Guest VLAN ID used when entering the Guest VLAN.
<b>re-authentication</b>	Set Re-authentication state
<b>system-auth-control</b>	Set the global NAS state
<b>timeout</b>	timeout
<b>timer</b>	timer
<b>inactivity</b>	Time in seconds between check for activity on successfully authenticated MAC addresses.
<b>re-authenticate</b>	The period between re-authentication attempts in seconds
<b>&lt;10-1000000&gt;</b>	seconds
<b>&lt;1-3600&gt;</b>	seconds
<b>guest-vlan</b>	Globally enables/disables state of guest-vlan
<b>radius-qos</b>	Globally enables/disables state of RADIUS-assigned QoS.
<b>radius-vlan</b>	Globally enables/disables state of RADIUS-assigned VLAN.
<b>&lt;1-4095&gt;</b>	The number of times a Request Identity EAPOL frame is sent without response before considering entering the Guest VLAN.
<b>supplicant</b>	The switch remembers if an EAPOL frame has been received on the port for the life-time of the port. Once the switch considers whether to enter the Guest VLAN, it will first check if this option is enabled or disabled. If disabled (unchecked; default), the switch will only

enter the Guest VLAN if an EAPOL frame has not been received on the port for the life-time of the port. If enabled (checked), the switch will consider entering the Guest VLAN even if an EAPOL frame has been received on the port for the life-time of the port.

**<1-255>**

number of times

**quiet-period**

Time in seconds before a MAC-address that failed authentication gets a new authentication chance.

**tx-period**

the time between EAPOL retransmissions.

**<10-1000000>**

seconds

**<1-65535>**

seconds

#### EXAMPLE

```
SM16TAT2SA(config)# dot1x authentication timer re-authenticate 600
SM16TAT2SA(config)# dot1x feature guest-vlan
SM16TAT2SA(config)# dot1x guest-vlan ?
  <1-4095>   Guest VLAN ID used when entering the Guest VLAN. (1..4095)
  supplicant The switch remembers if an EAPOL frame has been received on the port for the life-
time of the port. Once the switch considers whether to enter the Guest VLAN, it will first check
if this option is enabled or disabled. If disabled (unchecked; default), the switch will only
enter the Guest.
SM8TAT2SA(config)# dot1x guest-vlan 200
SM8TAT2SA(config)# dot1x max-reauth-req 65
SM8TAT2SA(config)# dot1x re-authentication
SM8TAT2SA(config)# dot1x system-auth-control
SM8TAT2SA(config)# dot1x timeout tx-period 9000
SM16TAT2SA(config)#
```



**end**

Go back to EXEC mode.

**SYNTAX**

**end** <cr>

**EXAMPLE**

```
SM16TAT2SA(config)# end?  
  end Go back to EXEC mode  
  <cr>  
  
SM16TAT2SA(config)# end ?  
  <cr>  
  
SM16TAT2SA(config)# end  
SM16TAT2SA#
```

## event

Configure Trap Event group name parameters.

### SYNTAX

#### event group

802.1x	Group ID IEEE 802.1X
acl	Group ID ACL
access-mgmt	Group ID ACCESS-MGMT
auth-failed	Group ID AUTH-FAILED
cold-start	Group ID COLD-START
lacp	Group ID LACP
link-updown	Group ID LINK-UPDOWN
login	Group ID LOGIN
logout	Group ID LOGOUT
loop-protection	Group ID LOOP-PROTECTION
mac-table	Group ID MAC-TABLE
maintenance	Group ID MAINTENANCE
mgmt-ip-change	Group ID MGMT-IP-CHANGE
over-max-poe-power-limitation	Group ID OVER-MAX-POE-POWER-LIMITATION
poe-auto-power-reset	Group ID POE-AUTO-POWER-RESET
poe-pd-off	Group ID POE-PD-OFF
poe-pd-on	Group ID POE-PD-ON
poe-pd-overcurrent	Group ID POE-PD-OVERCURRENT
port-security	Group ID PORT-SECURITY
sfp	Group ID SFP
user	Group ID USER
warm-start	Group ID WARM-START
level	event group level
syslog	syslog mode
trap	trap mode
sntp	sntp mode
enable	sntp mode enable
disable	sntp mode disable
<0-7>	<0> Emergency ,<1> Alert ,<2> Critical ,<3> Error ,<4> Warning ,<5> Notice ,<6> Informational ,<7>
Debug	Level (0..7)
enable	syslog mode enable
disable	syslog mode disable
enable	trap mode enable
disable	trap mode disable

### EXAMPLE

```
SM8TAT2SA(config)# event group acl level 5
SM8TAT2SA(config)# event group poe-auto-power-reset trap enable
SM8TAT2SA(config)# event group poe-auto-power-reset syslog enable
SM8TAT2SA(config)# event group port-security syslog enable trap enable
SM8TAT2SA(config)# event group 802.1x syslog enable sntp enable level 3 trap enable
SM8TAT2SA(config)#
```

## **exec-timeout**

Set exec auto-logout time (auto logout).

### **SYNTAX**

<auto logout time : 0-5|10|20|30|40|50|60 min>

### **Parameters**

auto logout	time in minutes
0-5	automatically log out after 0-5 minutes of inactivity (0 means no automatic logout)
10	automatically log out after 10 minutes of inactivity (default)
20	automatically log out after 20 minutes of inactivity
30	automatically log out after 30 minutes of inactivity
40	automatically log out after 40 minutes of inactivity
50	automatically log out after 50 minutes of inactivity
60 min	automatically log out after 60 minutes of inactivity

### **EXAMPLE**

```
SM8TAT2SA(config)# exec-timeout autologout 0
SM8TAT2SA(config)# exec-timeout autologout 0
SM8TAT2SA(config)# exec-timeout autologout 1
SM8TAT2SA(config)# exec-timeout autologout 2
SM8TAT2SA(config)# exec-timeout autologout 99
SM8TAT2SA(config)#
```

## **exit**

Exit from the CLI.

### **SYNTAX**

**exit**

### **EXAMPLE**

```
SM16TAT2SA(config)# exit ?
SM16TAT2SA# exit ?
  exit  Exit from the CLI
  <cr>

SM16TAT2SA# exit
  <cr>

SM16TAT2SA#
```

## interface

Enter Interface Config Mode; select and configure a specific VLAN or GbE interface. See [section 5. Interface Config Mode Commands](#) on page 138 for Interface Config mode commands.

### SYNTAX

```
interface ( <port_type> [ <plist> ] )
```

```
interface vlan <vlist>
```

### Parameters

<b>&lt;port_type&gt;</b>	Gigabit Ethernet
<b>vlan</b>	VLAN interface configurations
<b>&lt;vlan_list&gt;</b>	List of VLAN interface numbers (1-4095)
<b>&lt;port_type_list&gt;</b>	Port list in the format 1/1-26 for Gigabit Ethernet (for the SM24TAT2SA)
<b>&lt;port_list&gt;</b>	Port List S/X-Y,Z (1/1-10)

### EXAMPLE 1

```
SM16TAT2SA(config)# interface vlan 10-20
SM16TAT2SA(config)# interface GigabitEthernet ?
  <port_list> Port List S/X-Y,Z (1/1-18)
SM16TAT2SA(config)# interface GigabitEthernet 1/2-7
SM16TAT2SA(config-if)#
```

### EXAMPLE 2

```
SM16TAT2SA(config)# interface vlan 20
SM16TAT2SA(config-if-vlan)# ?
  !      Comments
  do     To run exec commands in config mode
  end    Go back to EXEC mode
  exit   Exit from current mode
  ip     Interface Internet Protocol config commands
  ipv6   Interface IPv6 config commands
  no     Negate a command or set its defaults
SM16TAT2SA(config-if-vlan)#
```

### EXAMPLE 3

```
SM16TAT2SA(config-if)#?
!      Comments
aggregation   Aggregation port membership
description   Configure interface description
do           To run exec commands in config mode
```

```
dot1x          IEEE Standard for port-based Network Access Control
duplex         Interface duplex
exit           Exit from current mode
flowcontrol    Traffic flow control
green-ethernet Green ethernet (Power reduction)
ip             Internet Protocol
lacp           LACP port configuration
lldp           LLDP configurations on port
loop-protect   Loop protection configuration on port
mac            MAC keyword
mvr            Multicast VLAN Registration configuration
no             Negate a command or set its defaults
poe           Power Over Ethernet
port-security  Enable/disable port security per interface
pvlan         PVLAN configure
qos           Quality of Service
rmon          Configure Remote Monitoring on an interface
shutdown      Shutdown of the interface
spanning-tree Spanning Tree protocol.
speed         configures interface speed.
switchport    Switching mode characteristics

SM16TAT2SA(config-if)#
```

See [section 5. Interface Config Mode Commands](#) on page 138 for Interface Config mode commands.

## ip

Configure Internet Protocol settings.

### SYNTAX

**ip** arp inspection

**ip** arp inspection entry interface <port\_type> <in\_port\_type\_id> <vlan\_var> <mac\_var> <ipv4\_var>

**ip** arp inspection translate [ interface <port\_type> <in\_port\_type\_id> <vlan\_var> <mac\_var> <ipv4\_var> ]

**ip** arp inspection vlan <in\_vlan\_list>

**ip** arp inspection vlan <in\_vlan\_list> logging { deny | permit | all }

**ip** dhcp excluded-address <low\_ip> [ <high\_ip> ]

**ip** dhcp pool <pool\_name>

**ip** dhcp relay

**ip** dhcp relay information option

**ip** dhcp relay information policy { drop | keep | replace }

**ip** dhcp server

**ip** dhcp server per-port vlan <vlan\_id>

**ip** dhcp snooping

**ip** helper-address <v\_ipv4\_ucast>

**ip** igmp host-proxy [ leave-proxy ]

**ip** igmp snooping

**ip** igmp snooping vlan <v\_vlan\_list>

**ip** igmp ssm-range <v\_ipv4\_mcast> <ipv4\_prefix\_length>

**ip** igmp unknown-flooding

**ip** link-local interface <vlan\_id>

**ip** name-server { <v\_ipv4\_addr> | dhcp [ interface vlan <v\_vlan\_id> ] }

**ip** route <v\_ipv4\_addr> <v\_ipv4\_netmask> <v\_ipv4\_gw>

**ip** source binding interface <port\_type> <in\_port\_type\_id> <vlan\_var> <ipv4\_var> <mac\_var>

**ip** verify source

### Parameters

<b>arp</b>	Address Resolution Protocol
<b>dhcp</b>	Dynamic Host Configuration Protocol
<b>helper-address</b>	DHCP relay server
<b>igmp</b>	Internet Group Management Protocol
<b>link-local</b>	Link-Local address binding interface
<b>name-server</b>	Domain Name System
<b>route</b>	Add IP route

---

<b>source</b>	source command
<b>verify</b>	verify command
<b>inspection</b>	ARP inspection
<b>entry</b>	arp inspection entry
<b>interface</b>	arp inspection entry interface config
<b>&lt;port_type&gt;</b>	Port type in Fast, Giga ethernet
<b>&lt;port_type_id&gt;</b>	Port ID in the format of switch-no/port-no
<b>&lt;vlan_id&gt;</b>	Select a VLAN id to configure
<b>&lt;mac_ucast&gt;</b>	Select a MAC address to configure
<b>&lt;ipv4_ucast&gt;</b>	Select an IP Address to configure
<b>deny</b>	log denied entries
<b>permit</b>	log permitted entries
<b>all</b>	log all entries
<b>translate</b>	arp inspection translate all entries
<b>vlan</b>	arp inspection vlan setting
<b>&lt;vlan_list&gt;</b>	arp inspection vlan list
<b>relay</b>	DHCP relay agent information
<b>information</b>	DHCP information option <Option 82>
<b>option</b>	DHCP option
<b>information</b>	DHCP information option(Option 82)
<b>policy</b>	Policy for handling the receiving DHCP packet already include the information option
<b>drop</b>	Drop the package when receive a DHCP message that already contains relay information
<b>keep</b>	Keep the original relay information when receive a DHCP message that already contains it
<b>server</b>	Enable DHCP server
<b>snooping</b>	DHCP snooping
<b>proxy</b>	DNS proxy service
<b>secure-redirect</b>	Secure HTTP web redirection
<b>secure-server</b>	Secure HTTP web server
<b>snooping</b>	Snooping IGMP
<b>&lt;word16&gt;</b>	Profile name in 16 char's
<b>vlan</b>	IGMP VLAN
<b>ssm-range</b>	IPv4 address range of Source Specific Multicast
<b>&lt;ipv4_mcast&gt;</b>	Valid IPv4 multicast address
<b>&lt;4-32&gt;</b>	Prefix length ranges from 4 to 32
<b>unknown-flooding</b>	Flooding unregistered IPv4 multicast traffic
<b>&lt;ipv4_ucast&gt;</b>	A valid IPv4 unicast address

<b>dhcp</b>	Dynamic Host Configuration Protocol
<b>interface</b>	Select an interface to configure
<b>vlan</b>	VLAN Interface
<b>&lt;vlan_id&gt;</b>	VLAN identifier(s): VID
<b>&lt;ipv4_addr&gt;</b>	Network
<b>&lt;ipv4_netmask&gt;</b>	Netmask
<b>&lt;ipv4_addr&gt;</b>	Gateway
<b>binding</b>	ip source binding
<b>interface</b>	ip source binding entry interface config
<b>&lt;port_type&gt;</b>	* or GigabitEthernet
<b>*</b>	All switches or All ports
<b>Gigabit Ethernet</b>	1 Gigabit Ethernet Port
<b>&lt;port_type_id&gt;</b>	Port ID in the format of switch-no/port-no, ex 1/1-26 for Gigabit Ethernet
<b>&lt;vlan_id&gt;</b>	Select a VLAN id to configure
<b>&lt;ipv4_ucast&gt;</b>	Select an IP Address to configure
<b>&lt;ipv4_netmask&gt;</b>	Select a subnet mask to configure
<b>&lt;mac_ucast&gt;</b>	Select a MAC address to configure
<b>source</b>	verify source
<b>limit</b>	limit command
<b>&lt;0-2&gt;</b>	the number of limit
<b>translate</b>	ip verify source translate all entries
<b>login</b>	ARP inspection vlan logging mode config
<b>&lt;port_id&gt;</b>	Port ID in (1/1-10)
<b>per-port</b>	Enable DHCP server per-port
<b>&lt;vlan_id&gt;</b>	VLAN id of DHCP server pool (1-4095)

**EXAMPLE 1**

```

SM8TAT2SA(config)# ip arp inspection
SM8TAT2SA(config)# ip dhcp server per-port
SM8TAT2SA(config)# ip helper-address 123.45.67.89
SM8TAT2SA(config)# ip igmp snooping
SM8TAT2SA(config)# ip verify source
SM8TAT2SA(config)# ip link-local interface 100
SM8TAT2SA(config)# ip name-server 1.2.3.4
SM8TAT2SA(config)# ip verify source
SM8TAT2SA(config)#

```



**EXAMPLE 2**

```
SM16TAT2SA(config)# ip dhcp server per-port vlan 900
SM16TAT2SA(config)#
```

**EXAMPLE 3: Enable DHCP Server on VLAN 100**

1. Create VLAN 100:

```
SM8TAT2SA# configure terminal
SM8TAT2SA(config)# interface vlan 100
SM8TAT2SA(config-if-vlan)# ip address 10.1.1.1 255.0.0.0
SM8TAT2SA(config-if-vlan)# exit
```

2. Config DHCP Pool 100:

```
SM8TAT2SA(config)# ip dhcp pool 100
SM8TAT2SA(config-dhcp-pool)# start-ip 10.1.1.100
SM8TAT2SA(config-dhcp-pool)# end-ip 10.1.1.200
SM8TAT2SA(config-dhcp-pool)# lease 10
SM8TAT2SA(config-dhcp-pool)# mask 255.0.0.0
SM8TAT2SA(config-dhcp-pool)# default-router 10.1.1.223
SM8TAT2SA(config-dhcp-pool)# dns-server 1.1.1.1
SM8TAT2SA(config-dhcp-pool)# exit
```

3. Enable DHCP Server on VLAN 100:

```
SM8TAT2SA(config)# interface vlan 100
SM8TAT2SA(config-if-vlan)# ip dhcp server
SM8TAT2SA(config-if-vlan)# exit
SM16TAT2SA(config)#
```

4. Show Running Config:

```
SM8TAT2SA# show running-config
username admin privilege 15 password encrypted_sha
8c6976e5b5410415bde908bd4dee15dfb167a9c873fc4bb8a81f6f2ab448a918
exec-timeout autologout 3
vlan 1
poe management mode class-consumption
no aaa authentication login telnet
aaa authentication login http redirect
ip dhcp pool 100
  start-ip 10.1.1.100
```

```
end-ip 10.1.1.200
lease 10
mask 255.0.0.0
default-router 10.1.1.223
dns-server 1.1.1.1
dms service-mode enabled priority non
percepixon
interface GigabitEthernet 1/1
interface GigabitEthernet 1/2
interface GigabitEthernet 1/3
interface GigabitEthernet 1/4
interface GigabitEthernet 1/5
interface GigabitEthernet 1/6
interface GigabitEthernet 1/7
interface GigabitEthernet 1/8
interface GigabitEthernet 1/9
interface GigabitEthernet 1/10
!
interface vlan 1
ip address 192.168.137.61 255.255.255.0
!
interface vlan 100
ip address 10.1.1.1 255.0.0.0
ip dhcp server
!
ip route 0.0.0.0 0.0.0.0 192.168.137.1
end
SM8TAT2SA#
```

**Messages:**

*ERROR: The ip interface isn't exist.*

*ERROR: Already exists (VLAN: 100)*

## **ipmc**

IPv4/IPv6 multicast configuration.

### **SYNTAX**

**ipmc** profile

**ipmc** profile <profile\_name>

**ipmc** range <entry\_name> { <v\_ipv4\_mcast> [ <v\_ipv4\_mcast\_1> ] | <v\_ipv6\_mcast> [ <v\_ipv6\_mcast\_1> ] }

### **Parameters**

profile            lpmc profile provides the rules for specific group addresses.

range            A range of IPv4/IPv6 multicast addresses for the profile

mode            IPMC profile mode

word16           Profile name in 16 char's (word16)

word16           Range entry name in 16 char's (word16)

<ipv4\_mcast>    Valid IPv4 multicast address

<ipv6\_mcast>    Valid IPv6 multicast address

### **EXAMPLE**

```
SM16TAT2SA(config)# ipmc profile test
SM16TAT2SA(config-ipmc-profile)#
SM16TAT2SA(config)# ipmc mode
SM16TAT2SA(config)#
SM8TAT2SA(config-ipmc-profile)# range Entry1 deny
SM8TAT2SA(config-ipmc-profile)# range Entry1 permit
SM8TAT2SA(config-ipmc-profile)#
```

## ipv6

IPv6 configuration commands.

### SYNTAX

```
ipv6 mld host-proxy [ leave-proxy ]
```

```
ipv6 mld snooping
```

```
ipv6 mld snooping vlan <v_vlan_list>
```

```
ipv6 mld ssm-range <v_ipv6_mcast> <ipv6_prefix_length>
```

```
ipv6 mld unknown-flooding
```

### Parameters

<b>mld</b>	Multicast Listener Discovery
<b>snooping</b>	Snooping MLD
<b>host-proxy</b>	MLD proxy configuration
<b>unknown-flooding</b>	Flooding unregistered IPv6 multicast traffic
<b>ssm-range</b>	IPv6 address range of Source Specific Multicast
<b>leave-proxy</b>	MLD proxy for leave configuration
<b>vlan</b>	MLD VLAN
<b>&lt;vlan_list&gt;</b>	VLAN identifier(s): VID
<b>&lt;ipv6_mcast&gt;</b>	Valid IPv6 multicast address
<b>X:X:X:X::X/&lt;0-128&gt;</b>	IPv6 prefix x:x::y/z

### EXAMPLE

```
SM16TAT2SA(config)# ipv6 mld snooping
SM16TAT2SA(config)# ipv6 mld unknown-flooding
SM816AT2SA(config)# ipv6 mld host-proxy
SM16TAT2SA(config)# ipv6 mld ssm-range 200:20:20:20:30:30:30:40
  <ipv6_mcast> Valid IPv6 multicast address (X:X:X:X:X:X:X)
SM16TAT2SA(config)#
```

## ***lacp***

Configure LACP (Link Aggregation Control Protocol) settings.

### **SYNTAX**

```
lacp system-priority <1-65535>
```

### **Parameters**

<b>system-priority</b>	System priority
<b>&lt;1-65535&gt;</b>	Priority value, lower means higher priority

### **EXAMPLE**

```
SM16TAT2SA(config)# lacp system-priority 300  
SM16TAT2SA(config)#
```

## lldp

Configure LLDP (Link Level Discovery Protocol) settings.

### SYNTAX

**lldp** holdtime <2-10>

**lldp** med datum { wgs84 | nad83\_navd88 | nad83\_mllw }

**lldp** med fast <1-10>

**lldp** med location-tlv altitude { meters | floors } <word11>

**lldp** med location-tlv civic-addr { country | state | county | city | district | block | street | leading-street-direction | trailing-street-suffix | street-suffix | house-no | house-no-suffix | landmark | additional-info | name | zip-code | building | apartment | floor | room-number | place-type | postal-community-name | p-o-box | additional-code } <string250>

**lldp** med location-tlv elin-addr <dword25>

**lldp** med location-tlv latitude { north | south } <word8>

**lldp** med location-tlv longitude { west | east } <word9>

**lldp** med media-vlan policy-list <range\_list>

**lldp** med media-vlan-policy <0-31> { voice | voice-signaling | guest-voice-signaling | guest-voice | softphone-voice | video-conferencing | streaming-video | video-signaling } { tagged <vlan\_id> | untagged } [ l2-priority <0-7> ] [ dscp <0-63> ]

**lldp** reinit <1-10>

**lldp** timer <5-32768>

**lldp** transmission-delay <1-8192>

### Parameters

<b>holdtime</b>	Sets LLDP hold time (the neighbor switch will discard the LLDP information after "hold time" multiplied with "timer" seconds ).
<b>med</b>	Media Endpoint Discovery.
<b>reinit</b>	LLDP tx reinitialization delay in seconds.
<b>timer</b>	Sets LLDP TX interval (the time between each LLDP frame transmitted in seconds).
<b>transmission-delay</b>	Sets LLDP transmission-delay (the amount of time that the transmission of LLDP frames will delayed after LLDP configuration has changed) in seconds.)
<b>&lt;2-10&gt;</b>	2-10 seconds.
<b>&lt;1-10&gt;</b>	1-10 seconds.
<b>&lt;5-32768&gt;</b>	5-32768 seconds.
<b>&lt;1-8192&gt;</b>	1-8192 seconds.
<b>datum</b>	Datum (geodetic system) type.
<b>fast</b>	Number of times to repeat LLDP frame transmission at. fast start.
<b>location-tlv</b>	LLDP-MED Location Type Length Value parameter.

---

<b>media-vlan-policy</b>	Use the media-vlan-policy to create a policy, which can be assigned to an interface.
<b>nad83_mllw</b>	Mean lower low water datum 1983
<b>nad83_navd88</b>	North American vertical datum 1983
<b>wgs84</b>	World Geodetic System 1984
<b>altitude</b>	Altitude parameter
<b>meter</b>	Altitude value
<b>floors</b>	Altitude value
<b>civic-addr</b>	Civic address information and postal information
<b>country</b>	Two-letter ISO 3166 country code in capital ASCII letters - Eg: DK, DE or US.
<b>state</b>	National subdivisions (state, canton, region, province, prefecture).
<b>county</b>	County, parish, gun (Japan), district.
<b>city</b>	City, township, shi (Japan) - Example: Copenhagen.
<b>district</b>	City division, borough, city district, ward, chou (Japan).
<b>block</b>	Neighbourhood, block.
<b>street</b>	Street - Example: Poppelvej.
<b>leading-street-direction</b>	Leading street direction - Example: N.
<b>trailing-street-suffix</b>	Trailing street suffix - Example: SW.
<b>street-suffix</b>	Street suffix - Example: Ave, Platz.
<b>house-no</b>	House number - Example: 21.
<b>house-no-suffix</b>	House number suffix - Example: A, 1/2.
<b>landmark</b>	Landmark or vanity address - Example: Columbia University.
<b>additional-info</b>	Additional location info - Example: South Wing.
<b>name</b>	Name (residence and office occupant) - Example: Flemming Jahn.
<b>zip-code</b>	Postal/zip code - Example: 2791.
<b>building</b>	Building (structure) - Example: Low Library.
<b>apartment</b>	Unit (Apartment, suite) - Example: Apt 42.
<b>floor</b>	Floor - Example: 4.
<b>room-number</b>	Room number - Example: 450F.
<b>place-type</b>	Place type - Example: Office.
<b>postal-community-name</b>	Postal community name - Example: Leonia.
<b>p-o-box</b>	Post office box (P.O. BOX) - Example: 12345.
<b>additional-code</b>	Additional code - Example: 1320300003.
<b>&lt;string250&gt;</b>	Value for the corresponding selected civic address.
<b>elin-addr</b>	Emergency Location Identification Number, (e.g. E911 and others), such as defined by TIA or NENA.
<b>&lt;dword25&gt;</b>	ELIN value

<b>north</b>	Setting latitude direction to north.
<b>south</b>	Setting latitude direction to south.
<b>&lt;word8&gt;</b>	Latitude degrees (0.0000-90.0000).
<b>policy-list</b>	Assignment of policies.
<b>&lt;range_list&gt;</b>	Policies to assign to the interface.
<b>&lt;0-31&gt;</b>	Policy id for the policy which is created.
<b>voice</b>	Create a voice policy.
<b>voice-signaling</b>	Create a voice signaling policy.
<b>guest-voice-signaling</b>	Create a guest voice signaling policy.
<b>guest-voice</b>	Create a guest voice policy.
<b>softphone-voice</b>	Create a softphone voice policy.
<b>video-conferencing</b>	Create a video conferencing policy.
<b>streaming-video</b>	Create a streaming video policy.
<b>video-signaling</b>	Create a video signaling policy.
<b>tagged</b>	The policy uses tagged frames.
<b>&lt;vlan_id&gt;</b>	The VLAN the policy uses tagged frames.
<b>untagged</b>	The policy uses un-tagged frames.
<b>l2-priority</b>	Layer 2 priority.
<b>&lt;0-7&gt;</b>	Priority 0-7
<b>dscp</b>	Differentiated Services Code Point.
<b>&lt;0-63&gt;</b>	DSCP value 0-63.
<b>country</b>	The two-letter ISO 3166 country code in capital ASCII letters
<b>state</b>	National subdivisions
<b>county</b>	County, parish, gun (Japan), district
<b>city</b>	City, township, shi (Japan) - Example:Copenhagen
<b>district</b>	City division, borough, city district, ward, chou (Japan)
<b>block</b>	Neighborhood, block
<b>street</b>	Street
<b>leading-street-direction</b>	Leading street direction
<b>trailing-street-suffix</b>	Trailing street suffix
<b>street-suffix</b>	Street suffix
<b>house-no</b>	House number
<b>house-no-suffix</b>	House number suffix
<b>landmark</b>	Landmark or vanity address
<b>additional-info</b>	Additional location info
<b>name</b>	Name (residence and office occupant)



---

zip-code	Postal/zip code
building	Building (structure)
apartment	Unit (Apartment, suite)
floor	Floor
room-number	Room number
place-type	Place type
postal-community-name	Postal community name
p-o-box	Post office box (P.O. BOX)
additional-code	Additional code

**EXAMPLE**

```
SM8TAT2SA(config)# lldp timer 350
SM8TAT2SA(config)# lldp holdtime 3
SM8TAT2SA(config)# lldp reinit 4
SM8TAT2SA(config)# lldp transmission-delay 500
The error while request to the config daemon.
SM8TAT2SA(config)# lldp med location-tlv civic-addr country US
SM8TAT2SA(config)# lldp med media-vlan-policy 0 video-signaling tagged 600 dscp
6 12-priority 2
SM8TAT2SA(config)#
```

## logging

Configure Syslog.

### SYNTAX

```
logging host { <ipv4_ucast> | <hostname> }
```

```
logging on
```

### Parameters

<b>host</b>	host
<1-6>	host number (1..6)
<ipv4_ucast>	IP address of the log server (X.X.X.X)
<hostname>	Domain name of the log server
<b>on</b>	Enable syslog server

### EXAMPLE

```
SM8TAT2SA(config)# logging on
SM8TAT2SA(config)# logging host 1
SM16TAT2SA(config)# do show logging
Switch logging host mode is enable
Host address 1 : 192.168.1.77
Host address 2 :
Host address 3 :
Host address 4 :
Host address 5 :
Host address 6 :

Number of entries on Switch:
ID   Level   Time                Message
-----
1    Warning 2017-01-01 00:00:06  WARM-START: Switch just made a warm boot.
2    Info    2017-01-01 00:46:47  LOGIN: Login passed for user 'admin'
28   Info    2018-03-02 04:27:48  SFP: SFP module inserted on port 18
29   Info    2018-03-02 04:28:04  SFP: Interface GigabitEthernet 1/18 rx power 0.00 exceeds
Alarm-Low Limitation
30   Info    2018-03-02 04:47:42  LOGOUT: User 'admin' logout
31   Info    2018-03-02 05:10:13  LOGIN: Login passed for user 'admin'
SM16TAT2SA(config)#
```

## ***loop-protect***

Configure Loop protection settings.

### **SYNTAX**

#### **loop-protect**

**loop-protect** shutdown-time <0-604800>

**loop-protect** transmit-time <1-10>

### **Parameters**

<b>shutdown-time</b>	Loop protection shutdown time interval
<10-604800>	Shutdown time in second (10..604800)
<b>transmit-time</b>	Loop protection transmit time interval
<1-10>	Transmit time in seconds (1..10)

### **EXAMPLE**

```
SM16TAT2SA(config)# loop-protect transmit-time 10
SM16TAT2SA(config)# loop-protect shutdown-time ?
<10-604800> Shutdown time in second (10..604800)

SM16TAT2SA(config)# loop-protect shutdown-time 50000
SM16TAT2SA(config)# do show loop-protect
Loop Protection Configuration
=====
Loop Protection    : Enable
Transmission Time : 10 sec
Shutdown Time     : 50000 sec
```

## mac

Configure MAC table entries / configuration.

### SYNTAX

**mac address-table aging-time** <0,10-1000000>

**mac address-table static** <mac\_addr> vlan <vlan\_id> interface <port\_type> <port\_type\_list>

### Parameters

<b>address-table</b>	Mac Address Table
<b>aging-time</b>	Mac address aging time
<b>&lt;0,10-1000000&gt;</b>	Aging time in seconds, 0 disables aging
<b>&lt;10-1000000&gt;</b>	Aging time in seconds (10..1000000)
<b>static</b>	Static MAC address
<b>&lt;mac_addr&gt;</b>	48 bit MAC address: xx:xx:xx:xx:xx:xx
<b>vlan</b>	VLAN keyword
<b>&lt;vlan_id&gt;</b>	VLAN IDs 1-4095
<b>interface</b>	Select an interface to configure
<b>&lt;port_type&gt;</b>	Port type * or Gigabit Ethernet
<b>*</b>	All switches or All ports
<b>Gigabit Ethernet</b>	1 Gigabit Ethernet port
<b>&lt;port_type_list&gt;</b>	Port list in 1/1-26 for Gigabit Ethernet

### EXAMPLE

```
SM16TAT2SA(config)# mac address-table static 11:22:33:44:55:66 vlan 20
    block      Drop the packet which MAC Address and VLAN ID is match
    interface  Select an interface to configure
SM16TAT2SA(config)# mac address-table static 11:22:33:44:55:66 vlan 20 block
    <cr>
SM16TAT2SA(config)# mac address-table static 11:22:33:44:55:66 vlan 20 interface
    GigabitEthernet 1 Gigabit Ethernet Port
    *                All switches or All ports
SM16TAT2SA(config)# mac address-table static 11:22:33:44:55:66 vlan 20 interface
SM16TAT2SA(config)#
```

## ***map-api-key***

Set Google Map Key configurations. This command lets you set up the Google Map API Key from <https://console.developers.google.com/> to use DMS Map View for enterprise applications.

Alternate: <https://developers.google.com/maps/documentation/embed/get-api-key>.

Specify the Google API Key. To use the Google Maps Embedded API, you must register your app project on the Google API Console and get a Google API key which you can add to your app or website.

### **SYNTAX**

**map-api-key** word127 <cr>

### **Parameters**

word127 Google map key string (word127)

### **EXAMPLE**

```
SM16TAT2SA(config)# map-api-key abcdefg1234567
SM16TAT2SA(config)# do show map-api-key
Key                : abcdefg1234567

SM16TAT2SA(config)#
```

## ***max-frame-size***

Maximum packet length filtering is examined on both receiving and transmitting ports. Added at FW VB6.64.0028.

### **SYNTAX**

**max-frame-size** <size>

### **Parameters**

<1518-10000> Maximum packet length (1518..10000)

### **EXAMPLE**

```
SM8TAT2SA(config)# max-frame-size 1518
SM8TAT2SA(config)# max-frame-size 9999
SM8TAT2SA(config)#
```

## monitor

Set monitor configuration (configure a Mirror session).

### SYNTAX

**monitor** session destination interface <port\_type> <port\_type\_id>

**monitor** session source { interface <port\_type> <port\_type\_list> | cpu } { both | rx | tx }

### Parameters

session	Configure a MIRROR session
<1>	MIRROR session number (1..1)
destination	The destination port. That is the port that trafficked should be mirrored to.
interface	MIRROR destination interface
interface	MIRROR source interface
*	All switches or All ports
GigabitEthernet	GigabitEthernet
<port_id>	Port ID in (1/1-10)
both	Mirror both ingress and egress traffic.
rx	Mirror ingress traffic.
tx	Mirror egress traffic.

### EXAMPLE

```
SM8TAT2SA(config)# monitor session 1 destination interface GigabitEthernet 1/5
SM8TAT2SA(config)# monitor session 1 source interface GigabitEthernet 1/5 rx
ERROR: ERROR: Failed to set mirror group
SM8TAT2SA(config)# monitor session 1 source interface GigabitEthernet 1/6 tx
SM8TAT2SA(config)#
```

**mvr**

Configure Multicast VLAN Registration parameters.

**SYNTAX****mvr**

```

mvr name <mvr_name> channel <profile_name>
mvr name <mvr_name> frame priority <cos_priority>
mvr name <mvr_name> frame tagged
mvr name <mvr_name> igmp-address <v_ipv4_ucast>
mvr name <mvr_name> last-member-query-interval <ipmc_lmqi>
mvr name <mvr_name> mode { dynamic | compatible }
mvr vlan <v_vlan_list> [ name <mvr_name> ]
mvr vlan <v_vlan_list> channel <profile_name>
mvr vlan <v_vlan_list> frame priority <cos_priority>
mvr vlan <v_vlan_list> frame tagged
mvr vlan <v_vlan_list> igmp-address <v_ipv4_ucast>
mvr vlan <v_vlan_list> last-member-query-interval <ipmc_lmqi>
mvr vlan <v_vlan_list> mode { dynamic | compatible }

```

**Parameters**

vlan	MVR multicast VLAN list
name	MVR multicast name
<word16>	MVR multicast VLAN name
channel	MVR channel configuration
<word16>	Profile name in 16 char's
frame	MVR control frame in TX
priority	Interface CoS priority
<0-7>	CoS priority ranges from 0 to 7
tagged	Tagged IGMP/MLD frames will be sent
igmp-address	MVR address configuration used in IGMP
<ipv4_ucast>	A valid IPv4 unicast address MVR multicast VLAN name
last-member-query-interval	Last Member Query Interval in tenths of seconds
<0-31744>	0 - 31744 tenths of seconds
mode	MVR mode of operation
dynamic	Dynamic MVR operation mode
compatible	Compatible MVR operation mode
vlan	MVR multicast vlan

<vlan_list>	MVR multicast VLAN list (1-4095)
channel	MVR channel configuration
<word16>	Profile name in 16 char's
frame	MVR control frame in TX
priority	Interface CoS priority
<0-7>	CoS priority ranges from 0 to 7
igmp-address	MVR address configuration used in IGMP
<ipv4_ucast>	A valid IPv4 unicast address
<vlan_list>	MVR multicast VLAN list
last-member-query-interval	Last Member Query Interval in tenths of seconds
<Range : 0-31744 tenths of seconds>	Last Member Query Interval in tenths of a second (0..31744)
compatible	Compatible MVR operation mode
<Priority : 0-7>	Range : 0-7 (0..7)

**EXAMPLE**

```

SM8TAT2SA(config)# mvr vlan 200-400 frame tagged tagged
SM8TAT2SA(config)# mvr vlan 200-400 name MvrVid1
SM8TAT2SA(config)# mvr vlan 200-400 frame ?
  priority  Interface CoS priority
  tagged    Tagged IGMP/MLD frames will be sent
SM8TAT2SA(config)# mvr vlan 200-400 frame tagged ?
  untagged/tagged  tagged mode
SM8TAT2SA(config)# mvr vlan 200-400 frame tagged tagged
SM8TAT2SA(config)# mvr vlan 100 mode compatible
SM8TAT2SA(config)# mvr vlan 11 last-member-query-interval 1
SM8TAT2SA(config)#

```



## *ntp*

Configure NTP (Network Timing Protocol).

### SYNTAX

#### **ntp**

**ntp server** <1-6> ip-address <hostname>

**ntp server** <1-6> ip-address <ipv4\_ucast>

**ntp interval** <10-2880 minutes> (before FW v1.02.1363)

<5-120> available interval time is 5,10,15,30,60,120 minutes (FW v1.02.1363 and after)

### Parameters

server	Configure NTP server
interval	Configure NTP interval
<1-6>	index number (1..6)
ip-address	ip-address
<hostname>	domain name
<ipv4_ucast>	ipv4 address (X.X.X.X)
<5-120>	available interval time is 5,10,15,30,60,120 min.
<cr>	

### EXAMPLE

```
SM8TAT2SA(config)# ntp server 1 ip-address 192.168.1.80
SM8TAT2SA(config)# ntp interval 30
SM8TAT2SA(config)# do show ntp status
NTP Mode : Disable
Interval : 30 min
Idx  Server IP host address (a.b.c.d) or a host name string
---  -----
1    192.168.1.80
2
3
4
5
6
SM8TAT2SA(config)#
```

## *percepixon*

Configure Percepixon. See chapter 18. [Percepixon and LPM Commands](#) on page 252.

## **poe**

Configure PoE (Power over Ethernet).

### **SYNTAX**

**poe** management mode

**poe** auto-check < cr>}

**poe** profile id <1-16> <Mon Tue Wed Thr Fri Sat Sun name>

**poe** capacitor-detect <cr>

### **Parameters**

management	Use management mode to configure PoE power management method.
capacitor-detect	Enable capacitor detection
auto-check	Enable Ping Check
profile	poe scheduling profile
allocation-consumption	Max. port power determined by allocated, and power is managed according to power consumption.
class-consumption	Max. port power determined by class, and power is managed according to power consumption.
lldp-consumption	Max. port power determined by LLDP Media protocol, and power is managed according to power consumption.
id	poe scheduling profile id, from 1 to 16
<1-16>	Profile id (1..16)
mode	PoE Power Management Mode.
Mon	Monday
Tue	Tuesday
Wed	Wednesday
Thr	Thursday
Fri	Friday
Sat	Saturday
Sun	Sunday
name	name
<0-23>	Start hour (0..23)
<0-55>	Start minute (0..55)
<0-23>	End hour (0..23)
<0-55>	End minute (0..55)

**EXAMPLE**

```

SM16TAT2SA(config)# poe management mode allocation-consumption
SM16TAT2SA(config)# poe management mode class-consumption
SM16TAT2SA(config)# do show poe config
Primary Power Supply [W]      : 250
Reserved Power determined by : Class
Capacitor Detection           : Disabled
Interface                      Mode      Priority  Max. Power [W]
-----
GigabitEthernet 1/1          Enabled  Low      30
GigabitEthernet 1/2          Enabled  Low      30
GigabitEthernet 1/3          Enabled  Low      30
GigabitEthernet 1/4          Enabled  Low      30
GigabitEthernet 1/5          Enabled  Low      30
GigabitEthernet 1/6          Enabled  Low      30
GigabitEthernet 1/7          Enabled  Low      30
GigabitEthernet 1/8          Enabled  Low      30
GigabitEthernet 1/9          Enabled  Low      30
GigabitEthernet 1/10         Enabled  Low      30
GigabitEthernet 1/11         Enabled  Low      30
GigabitEthernet 1/12         Enabled  Low      30
GigabitEthernet 1/13         Enabled  Low      30
GigabitEthernet 1/14         Enabled  Low      30
GigabitEthernet 1/15         Enabled  Low      30
GigabitEthernet 1/16         Enabled  Low      30
SM16TAT2SA(config)# poe capacitor-detect
SM16TAT2SA(config)# poe auto-check
SM16TAT2SA(config)# poe profile id 2
Mon  Monday
Tue  Tuesday
Wed  Wednesday
Thr  Thursday
Fri  Friday
Sat  Saturday
Sun  Sunday
name name

```

```

SM16TAT2SA(config)# poe profile id 2 name Rob
SM8TAT2SA(config)# do show poe auto-check
Ping Check : Enabled
Port      IP                Startup Interval Retry  Failure Log      Failure  Reboot  Max Reboot
          IP                Time      Time      Time              Action   Time   Times
-----
Gi 1/1 192.168.90.203 60       30       3    error=0,total=23 Nothing    15      0
Gi 1/2 192.168.90.3    60       30       3    error=0,total=0 Nothing    15      0
Gi 1/3 192.168.90.4    60       30       3    error=0,total=0 Nothing    15      0
Gi 1/4 192.168.90.5    60       30       3    error=0,total=0 Nothing    15      0
Gi 1/5 0.0.0.0           60       30       3    error=0,total=0 Nothing    15      0
Gi 1/6 0.0.0.0           60       30       3    error=0,total=0 Nothing    15      0
Gi 1/7 0.0.0.0           60       30       3    error=0,total=0 Nothing    15      0
Gi 1/8 0.0.0.0           60       30       3    error=0,total=0 Nothing    15      0

SM8TAT2SA(config)#

```

**Reserved Power determined by** select the mode for how the ports/PDs may reserve power:

**class-consumption** : The PD will negotiate PD class then feed power if the PD request power complies with the standard. If Maximum Power at the port is configured different than factory default value (30W) the PD connects the port again; the PD cannot draw more power than the new configured Maximum Power for the port. Class mode is the factory default mode. **Note:** Starting at FW v1.01.1195, when the Maximum Power per port value is changed, it will change the mode to Allocation mode. When Class mode is set, PoE allocated value will display after PoE negotiation.

**allocation-consumption** : The switch will only examine power in the Maximum Power field. So once the switch receives PD request power, the switch will check Maximum Power configuration, and if the configured value is smaller than PD request power, the switch will not supply power.

**lldp-consumption** : The maximum port power will be determined by LLDP Media protocol, and power is managed according to power consumption. LLDP-Med: This mode is similar to the Class mode except that each port determines the amount power it reserves by exchanging PoE information using the LLDP protocol and reserves power accordingly. If no LLDP information is available for a port, the port will reserve power using the Class mode. In Class mode the Maximum Power fields have no effect for all modes: If a port uses more power than the reserved power for the port, the port is shut down.

**Capacitor Detection:** Check to enable or uncheck to disable the capacitor configuration. The default is disabled. Check to enable legacy IP phones support.

**port-security**

Enable/Disable port security globally.

**SYNTAX**

**port-security** <cr>

**Parameters**

None

**EXAMPLE**

```
SM16TAT2SA(config)# port-security?
  port-security  Enable/disable port security globally
  <cr>
SM16TAT2SA(config)# port-security
SM16TAT2SA(config)# do show port-security switch interface *
Interface          State          MAC Cnt
-----
GigabitEthernet 1/1    Disabled      -
GigabitEthernet 1/2    Disabled      -
GigabitEthernet 1/3    Disabled      -
GigabitEthernet 1/4    Disabled      -
GigabitEthernet 1/5    Disabled      -
GigabitEthernet 1/6    Disabled      -
GigabitEthernet 1/7    Disabled      -
GigabitEthernet 1/8    Disabled      -
:   :   :   :   :   :   :   :   :   :   :   :   :   :   :
GigabitEthernet 1/18  Disabled      -
SM16TAT2SA(config)#
```

## **privilege**

Configure Command privilege parameters.

### **SYNTAX**

**privilege** <group> Privilege group name (access-mgmt/arp-inspection/auth-method/dhcp-relay/dhcp-server/dhcp-snooping/diagnostic/dot1x/eee/event/ip/ipmc/ip-source-guard/lacp/lldp/loop-protection/mac-table/mirror/mvr/poe/port/port-security/qos/radius/snmp/stp/system/upnp/vlan)

### **Parameters**

access-mgmt	acl	arp-inspection	auth-method	dhcp-relay
dhcp-server	dhcp-snooping	diagnostic	dot1x	eee
event	ip	ipmc	ip-source-guard	lacp
lldp	loop-protection	mac-table	maintenance	mirror
mvr	poe	port	port-security	qos
radius	snmp	stp	system	upnp
tacacs	vlan			

### **EXAMPLE**

```
SM16TAT2SA(config)# privilege group vlan level ro
<0-15> Privilege level (0..15)

SM16TAT2SA(config)#
```

## qos

Configure Quality of Service.

### SYNTAX

<b>qos</b> map cos-queue	Map for CoS to queue
<b>qos</b> map dscp-queue	Map for DSCP to queue
<b>qos</b> map precedence-queue	Map for IP Precedence to queue
<b>qos</b> map queue-cos	Map for queue to CoS
<b>qos</b> map queue-dscp	Map for queue to DSCP
<b>qos</b> map queue-precedence	Map for queue to IP Precedence
<b>qos</b> trust cos	Prioritize packet based on the CoS/802.1p field in the VLAN tag
<b>qos</b> trust cos-dscp	Uses the CoS mode for non-IP packet and DSCP mode for IP packet
<b>qos</b> trust dscp	Prioritize packet based on the DSCP field in the IP header
<b>qos</b> trust ip-precedence	Prioritize packet based on the ip precedence

### Parameters

<b>qos</b> map	QoS Global Map/Table
cos	Prioritize packet based on the CoS/802.1p field in the VLAN tag
cos-dscp	Uses the CoS mode for non-IP packet and DSCP mode for IP packet
dscp	Prioritize packet based on the DSCP field in the IP header
ip-precedence	Prioritize packet based on the ip precedence
<b>qos</b> trust	Global trust mode configuration
cos-queue	Map for CoS to queue
dscp-queue	Map for DSCP to queue
precedence-queue	Map for IP Precedence to queue
queue-cos	Map for queue to CoS
queue-dscp	Map for queue to DSCP
queue-precedence	Map for queue to IP Precedence
<0-7>	Specify class of service (0..7)
to	Specify the queue to which the CoS will be mapped
<0-7>	The queue number to which the following CoS values are mapped (0..7)
<0-63>	Specify DSCP (0..63)
to	Specify the queue to which the DSCP will be mapped
<0-7>	The queue number to which the following DSCP values are mapped (0..7)
<0-7>	Specify IP Precedence (0..7)
to	Specify the queue to which the IP Precedence will be mapped

- <0-7> The queue number to which the following IP Precedence values are mapped (0..7)
- <0-7> The queue number for mapping to a specific CoS value (0..7)
- to Specify the CoS to which the queue will be mapped
- <0-7> Specify class of service (0..7)
- <0-7> The queue number for mapping to a specific DSCP value (0..7)
- to Specify the DSCP to which the queue will be mapped
- <0-63> Specify DSCP (0..63)
- <0-7> The queue number for mapping to a specific IP Precedence value (0..7)
- to Specify the IP Precedence to which the queue will be mapped
- <0-7> Specify IP Precedence (0..7)

**EXAMPLE**

```
SM16TAT2SA(config)# qos trust ip-precedence
SM16TAT2SA(config)# qos trust dscp
SM16TAT2SA(config)# qos trust cos
SM16TAT2SA(config)# qos trust ip-precedence
SM16TAT2SA(config)#
SM8TAT2SA(config)# qos map cos-queue 0 to 6
SM8TAT2SA(config)# qos map dscp-queue 3 to 5
SM8TAT2SA(config)# qos map precedence-queue 4 to 6
SM8TAT2SA(config)# qos map queue-cos 0 to 4
SM8TAT2SA(config)# qos map queue-dscp 2 to 50
SM8TAT2SA(config)# qos map queue-precedence 1 to 5
SM8TAT2SA(config)#
```



## **radius-server**

Configure RADIUS server parameters.

### **SYNTAX**

**radius-server** attribute 32 <line1-255>

**radius-server** attribute 4 <ipv4\_ucast>

**radius-server** attribute 95 <ipv6\_ucast>

**radius-server** deadtime <1-1440>

**radius-server** host { <word1-255> | <ipv4\_ucast> | <ipv6\_ucast> } [ auth-port <0-65535> ] [ acct-port <0-65535> ]

[ timeout <1-1000> ] [ retransmit <1-1000> ] [ key <line1-63> ]

**radius-server** key <line1-63>

**radius-server** retransmit <1-1000>

**radius-server** timeout <1-1000>

### **Parameters**

attribute	IETF RADIUS Attribute (4, 32, or 95). See below.
deadtime	Time to stop using a RADIUS server that doesn't respond
host	Specify a RADIUS server
key	Set RADIUS encryption key
retransmit	Specify the number of retries to active server
timeout	Time to wait for a RADIUS server to reply
<Minutes : 1-1440>	Time in minutes
word255	Hostname or IP address (word255) for RADIUS server
acct-port	UDP port for RADIUS accounting server
auth-port	UDP port for RADIUS authentication server
key	Server specific key (overrides default)
retransmit	Specify the number of retries to active server (overrides default)
timeout	Time to wait for this RADIUS server to reply (overrides default)
<AcctPort : 0-65535>	UDP port number (0..65535)
<AuthPort : 0-65535>	UDP port number (0..65535)
<Seconds : 1-1000>	Wait time in seconds
<Key : line1-63>	The shared key
<1-1000>	Number of retries for a transaction
32	Radius server attribute 32
4	Radius server attribute 4
95	Radius server attribute 95
<Retries : 1-1000>	Number of retries for a transaction (1..1000)

<Seconds : 1-1000>	Wait time in seconds (1..1000)
encrypted	Specifies an ENCRYPTED key will follow
word63	The shared key (word63)
word128	The shared encrypted key. (word128)
word255	(word255) for radius-server attribute 32
<ipv4_ucast>	(X.X.X.X) for radius-server attribute 4
<ipv6_addr>	(X:X:X:X:X:X) for radius-server attribute 95

**EXAMPLE:**

```

SM24TAT2SA(config)# radius-server retransmit 150
SM24TAT2SA(config)# radius-server timeout 90
SM24TAT2SA(config)# radius-server deadtime 10
SM24TAT2SA(config)# radius-server key scrtPemKey123$%^
SM24TAT2SA(config)# radius-server attribute 32 BBBBBBBBB
SM24TAT2SA(config)# radius-server attribute 4 2.4.6.8
SM24TAT2SA(config)# do show radius-server
Global RADIUS Server Timeout      : 90 seconds
Global RADIUS Server Retransmit   : 150 times
Global RADIUS Server Deadtime     : 10 minutes
Global RADIUS Server Key          : scrtPemKey123$%^
Global RADIUS Server Attribute 4  : 2.4.6.8
Global RADIUS Server Attribute 95 :
Global RADIUS Server Attribute 32 : BBBBBBBBB
RADIUS Server #1:
Host name   : 10.0.5.55
Auth port  : 577
Acct port  : 765
Timeout    :
Retransmit : 400 times
Key        :
SM24TAT2SA(config)#

```

**IETF RADIUS Attributes**

<u>Type</u>	<u>Name</u>	<u>Value</u>
4	NAS-IP-Address	ipv4addr
32	Tunnel-Assignment-Id	string
95	NAS-IPv6-Address	string

Local credentials are only allowed if the switch cannot communicate with the RADIUS server.

**Messages:**

*ERROR: nas key decrypted fail.*

*ERROR: ERROR! Failed to set host 10.0.5.55 ability*

*ERROR: ERROR! Failed to set host BobB ability*

**rmon**

Configure RMON (remote monitoring).

**SYNTAX**

**rmon alarm** Configure an RMON alarm <1-65535>

**rmon event** Configure an RMON event <1-65535>

**Parameters**

<1-65535>	Alarm entry ID (1..65535)
<1-65535>	Event entry ID (1..65535)
ifInDiscards	The number of inbound packets that are discarded even the packets are normal
ifInErrors	The number of inbound packets with errors keeping them from being deliverable to a higher-layer protocol
ifInNUcastPkts	The number of broad-cast and multi-cast packets delivered to a higher-layer protocol
ifInOctets	The total number of octets received on the interface, including framing characters
ifInUcastPkts	The number of uni-cast packets delivered to a higher-layer protocol
ifInUnknownProtos	The number of the inbound packets discarded because of the unknown or un-support protocol
ifOutDiscards	The number of outbound packets that are discarded event the packets is normal
ifOutErrors	The number of outbound packets that could not be transmitted because of errors
ifOutNUcastPkts	The number of broad-cast and multi-cast packets that request to transmit
ifOutOctets	The number of octets transmitted out of the interface, including framing characters
ifOutUcastPkts	The number of uni-cast packets that request to transmit
<uint>	ifIndex (1..10)
1-2147483647>	Sample interval (1..2147483647)
absolute	Test each sample directly
delta	Test delta between samples
rising-threshold	Configure the rising threshold
<-2147483648-2147483647>	rising threshold value (-2147483648..2147483647)
<0-65535>	Event to fire on falling threshold crossing (0..65535)
both	Trigger alarm when the first value is larger than the rising threshold or less than the falling threshold (default)
falling	Trigger alarm when the first value is less than the falling threshold
rising	Trigger alarm when the first value is larger than the rising threshold
description	Specify a description of the event
log	Generate RMON log when the event fires
trap	Generate SNMP trap when the event fires
word31	SNMP community string (word31)

**EXAMPLE 1:** Configure an RMON alarm:

```
SM8TAT2SA(config)# rmon alarm 1 ifOutErrors 1 10000 delta rising-threshold 90000 falling-
threshold 800
SM8TAT2SA(config)# do show rmon alarm
Alarm ID :    1
-----
      Interval      : 10000
      Variable      : .1.3.6.1.2.1.2.2.1.20.1
      SampleType    : Delta
      Value         : 0
      Startup       : RisingOrFalling
      RisingThrld   : 90000
      RisingEventIndex : 1
      FallingThrld  : 800
      FallingEventIndex : 1

SM8TAT2SA(config)#
```

**EXAMPLE 2:** Configure an RMON event:

```
SM16TAT2SA(config)# rmon event 1 description event1 log trap trpevt1
SM16TAT2SA(config)# do show rmon event
Event ID :    1
-----
      Description   : event1
      Type          : logandtrap
      Community     : trpevt1
      LastSent      : 0

SM16TAT2SA(config)#
```

## smtp

Set SMTP parameters for an interface.

### SYNTAX

**smtp** <mailaddress> <returnpath> <sender> <server> <username>

### Parameters

mailaddress	mail address
returnpath	return mail address
sender	sender
server	server
username	smtp
<1-6>	mail address number (1..6)
word48	mail address set (word48)
word48	returnpath set (word48)
word48	sender set (word48)
word48	server set (word48)
word32	User name allows letters, numbers and underscores (word32)
encrypted	Specifies an ENCRYPTED key will follow
word32	Configure password (word32)
word64	The shared encrypted key. (word64)

### EXAMPLE

```
SM8TAT2SA(config)# smtp mailaddress 1 BobB
SM8TAT2SA(config)# smtp returnpath xxxxx
SM8TAT2SA(config)# smtp sender TomT
SM8TAT2SA(config)# smtp server LII
SM8TAT2SA(config)# smtp username LynnL admin2
SM8TAT2SA(config)# smtp username LynnL admin2
SM8TAT2SA(config)# do show smtp
Mail Server      : LII
User Name       : LynnL
Password        : *****
Sender          : TomT
Return Path     : xxxx
Email Adress 1  : BobB
Email Adress 2  : jeffs@lantronix.com
Email Adress 3  : mickeyabc@aol.com
```

Email Adress 4 :

Email Adress 5 :

Email Adress 6 :

```
SM8TAT2SA(config)#
```

```
SM8TAT2SA(config)# smtp username LynnL encrypted 1!2@&*78LynnL&6&5%4$
```

```
ERROR: key decrypted fail.
```

```
SM8TAT2SA(config)#
```

**Messages:** *ERROR: key decrypted fail.*

## **snmp-server**

Set the SNMP server parameters.

### **SYNTAX**

**snmp-server** access <GroupName : word32> group name (word32)

**snmp-server** community <write-mode> <v2c> <v3>

**snmp-server** security-to-group model <v1> <v2c> <v3>

**snmp-server** user name (word32)

**snmp-server** view name <word32>

### **Parameters**

access	Set access configuration
community	Set the SNMP community
security-to-group	security-to-group configuration
user	Set the SNMPv3 user's configurations
view	MIB view configuration
service	Support the SNMP protocol service.
<GroupName : word32>	group name (word32)
write-mode	SNMPv2c write mode
v2c	SNMPv2c
v3	SNMPv3
model	security model
any	any security model
v1	v1 security model
v2c	v2c security model
v3	v3 security model
name	security user
<SecurityName : word32>	security group name (word32)
group	security user
<GroupName : word32>	group name (word32)
security model	
<Username : word32>	Security user name (word32)
md5	Set MD5 protocol
sha	Set SHA protocol
<Md5Passwd : word8-32>	MD5 password (word8-32)
<ShaPasswd : word8-40>	SHA password (word8-40)



priv	Set Privacy
aes	Set AES protocol
des	Set DES protocol
<word8-32>	Set AES protocol (word8-32)
<word8-32>	Set AES protocol (word8-32)
level	security level
auth	authNoPriv Security Level
noauth	noAuthNoPriv Security Level
priv	authPriv Security Level
read	specify a read view for the group
write	specify a write view for the group
write	specify a write view for the group
<ViewName : word32>	write view name (word32)
<ViewName : word32>	read view name (word32)
<ViewName : word32>	MIB view name (word32)
<OidSubtree : word128>	MIB view OID (word128)
exclude	Excluded type from the view
include	Included type from the view

**EXAMPLE**

```

SM16TAT2SA(config)# snmp-server access myGroup model any level auth write right read read
SM8TAT2SA(config)# snmp-server user testTech3 md5 1234!@#$ priv aes 1234567809!@#%^&*()
SM8TAT2SA(config)# snmp-server user testTech3 sha GreyGhost123$#@! priv des Aesproto5555555
SM8TAT2SA(config)# do show snmp
SNMP Configuration
Mode                : enabled
Read Community      : public
Write Community     : private
Write Mode          : enabled

SNMPv3 Communities Table:

SNMPv3 Users Table:
User Name           : S-Usr-1
Security Level      : Auth, Priv
Authentication Protocol : MD5
Privacy Protocol    : DES

```

```
User Name          : testTech3
Security Level     : Auth, Priv
Authentication Protocol : SHA
Privacy Protocol   : DES
```

SNMPv3 Groups Table:

```
Security Model : usm
Security Name  : S-Usr-1
Group Name     : Grp-1
```

SNMPv3 Accesses Table:

```
Group Name       : Grp-1
Security Model   : (null)
Security Level   : (null)
Read View Name   : 4
Write View Name  : 4
```

SNMPv3 Views Table:

```
View Name       : 4
OID Subtree     : .0
View Type       : included
```

```
SM8TAT2SA(config)#
SM16TAT2SA(config)# snmp-server service
SM16TAT2SA(config)#
```

Messages:

*ERROR: The User name isn't exist.*

*ERROR: The Group name isn't exist.*

## access

Configure SNMP server Access parameters.

### SYNTAX

```
snmp-server access <GroupName : word32> model { v1 | v2c | v3 | any } level { auth | noauth | priv } [ read  
<ViewName : word255> ] [ write <WriteName : word255> ]
```

### Parameters

<GroupName : word32>	group name
model	security model
any	any security model
v1	v1 security model
v2c	v2c security model
v3	v3 security model
level	security level
auth	authNoPriv Security Level
noauth	noAuthNoPriv Security Level
priv	authPriv Security Level
read	specify a read view for the group
write	specify a write view for the group
<ViewName : word255>	read view name
<WriteName : word255>	write view name

### EXAMPLE

```
SM16TAT2SA(config)# snmp-server access text model v2c level noauth write text  
SM16TAT2SA(config)#
```

**Message:** *ERROR: The Group name isn't exist.*

## **community**

Set the SNMP server community parameters.

### **SYNTAX**

```
snmp-server community v2c <Community : word127> [ ro | rw ]
```

```
snmp-server community v3 <word127> [ <ipv4_addr> <ipv4_netmask> ]
```

### **Parameters**

<b>v2c</b>	SNMPv2c
<b>&lt;Community : word127&gt;</b>	Community word
<b>ro</b>	Read only
<b>rw</b>	Read write
<b>v3</b>	SNMPv3
<b>&lt;Community : word127&gt;</b>	Community word
<b>&lt;ipv4_addr&gt;</b>	IPv4 address
<b>&lt;ipv4_netmask&gt;</b>	IPv4 netmask

### **EXAMPLE**

```
SM16TAT2SA(config)# snmp-server community v2c text ?  
  ro Read only  
  rw Read write  
SM16TAT2SA(config)# snmp-server community v2c text rw ?  
  <cr>  
SM16TAT2SA(config)# snmp-server community v2c text rw  
SM16TAT2SA(config)#
```

## security-to-group

Configure SNMP server Security-to-group configuration.

### SYNTAX

```
snmp-server security-to-group model { v1 | v2c | v3 } name <SecurityName : word32> group <GroupName : word32>
```

### Parameters

<b>model</b>	security model
<b>v1</b>	v1 security model
<b>v2c</b>	v2c security model
<b>v3</b>	v3 security model
<b>name</b>	security user
<b>&lt;SecurityName : word32&gt;</b>	security user name
<b>group</b>	security group
<b>&lt;GroupName : word32&gt;</b>	security group name

### EXAMPLE

```
SM16TAT2SA(config)# snmp-server security-to-group ?
  model security model
SM16TAT2SA(config)# snmp-server security-to-group model v2c ?
  name security user
SM16TAT2SA(config)# snmp-server security-to-group model v2c name ?
  <SecurityName : word32> security group name (word32)
SM16TAT2SA(config)# snmp-server security-to-group model v2c name swgrp ?
  group security user
SM16TAT2SA(config)# snmp-server security-to-group model v2c name swgrp group
  <GroupName : word32> group name (word32)
SM16TAT2SA(config)# snmp-server security-to-group model v2c name swgrp group grp1
SM16TAT2SA(config)#
```

**Messages:** *ERROR: The User name isn't exist.*

**user**

Set the SNMP server user parameters.

**SYNTAX**

```
snmp-server user <Username : word32> engine-id <Engineid : word10-32> [ { md5 <Md5Passwd : word8-32> | sha
<ShaPasswd : word8-40> } [ priv { des | aes } <word8-32> ] ]
```

**Parameters**

<Username : word32>	Username
engine-id	engine ID
<Engineid : word10-32>	Engine ID octet string
md5	Set MD5 protocol
<Md5Passwd : word8-32>	MD5 password
sha	Set SHA protocol
<ShaPasswd word8-40>	SHA password
priv	Set Privacy
des	Set DES protocol
aes	Set AES protocol
<word8-32>	Set privacy password

**EXAMPLE**

```
SM16TAT2SA(config)# snmp-server user ?
  <Username : word32> Security user name (word32)
SM16TAT2SA(config)# snmp-server user jeffs sha Duffrey1 priv des xxxxxxxxx12
SM16TAT2SA(config)# do show snmp user
SNMPv3 Users Table:
User Name           : jeffs
Security Level      : Auth, Priv
Authentication Protocol : SHA
Privacy Protocol    : DES
SM16TAT2SA(config)#
```

## view

Set SNMP server MIB view parameters.

### SYNTAX

```
snmp-server view <ViewName : word32> <OidSubtree : word255> { include | exclude }
```

### Parameters

<ViewName : word32>	MIB view name
<OidSubtree : word255>	MIB view OID
include	Included type from the view
exclude	Excluded type from the view

### EXAMPLE

```
SM16TAT2SA(config)# snmp-server view ?
  <ViewName : word32> MIB view name (word32)
SM16TAT2SA(config)# snmp-server view viewname1 ?
  <OidSubtree : word128> MIB view OID (word128)
SM16TAT2SA(config)# snmp-server view viewname1 .1 ?
  exclude Excluded type from the view
  include Included type from the view
SM16TAT2SA(config)# snmp-server view viewname1 .1 include
SM16TAT2SA(config)# do show snmp view
SNMPv3 Views Table:
View Name   : viewname1
OID Subtree : .1
View Type   : included

SM16TAT2SA(config)#
```

## spanning tree

Set the Spanning Tree protocol parameters. The factory default is Spanning Tree enabled.

### SYNTAX

**spanning-tree** mode < mstp> <rstp> <stp>

**spanning-tree** mst <0-4094> <forward-time> <max-hops> <max-age> <name>

### Parameters

mode	STP protocol mode
mst	STP bridge instance
mstp	Multiple Spanning Tree (802.1s)
rstp	Rapid Spanning Tree (802.1w)
stp	802.1D Spanning Tree
<0-4094>	MST instance ID , 0 is for CIST (0..4094)
forward-time	Delay between port states
max-hops	MSTP bridge max hop count
max-age	Max bridge age before timeout
name	Name keyword
vlan	VLAN keyword
priority	Priority of the instance
<0-61440>	Priority value (0..61440)
<4-30>	Range in seconds (4..30)
<6-40>	Hop count range (6..40)
<6-40>	Range in seconds (6..40)
word32	Name of the bridge (word32)
revision	Revision keyword
<0-65535>	Revision number (0..65535)

### EXAMPLE

```
SM8TAT2SA(config)# spanning-tree mst name BobB revision 3
SM8TAT2SA(config)# spanning-tree mode rstp
SM8TAT2SA(config)# spanning-tree mst 1 priority 2
SM8TAT2SA(config)# spanning-tree mst forward-time 12
SM8TAT2SA(config)# spanning-tree mst max-age 10
SM8TAT2SA(config)#
```

**Messages:** *invalid MST instance ID.*



## system

Set system name, contact, and location parameters. Space characters are not allowed.

### SYNTAX

**system** name <v\_line255>

**system** contact <v\_line255>

**system** location <v\_line255>

### Parameters

name	Set the system model name string
contact	Set the system contact string
location	Set the system location string
word128	name string (word128)
word128	contact string (word128)
word128	location string (word128)

### EXAMPLE

```
SM8TAT2SA(config)# system name sm8tat2sa-fortest
SM8TAT2SA(config)# system contact Chris
SM8TAT2SA(config)# system location SvtLab
SM8TAT2SA(config)# do show system
Model Name          : SM8TAT2SA
System Description   : Smart Managed Switch, 8-port Gigabit PoE+, 2-port 100/1000 SFP
Hardware Version     : v1.02
Mechanical Version   : v1.01
Firmware Version     : v1.04.0110
PoE Firmware Version : 220-224
MAC Address          : 00-C0-F2-4C-22-C3
Serial Number        : C020319AR2400167
System Name          : sm8tat2sa-fortest
Location             : SvtLab
Contact              : Chris
System Date          : 2017-01-01 21:17:48 +0000
System Uptime        : 0 days, 21:18:02

SM8TAT2SA(config)#
```

## **tacacs+**

Set the TACACS+ configuration for up to six TACACS+ servers. Space characters are not allowed.

### **SYNTAX**

**tacacs-server** **deadtime** <minutes>

**tacacs-server** **host** <host\_name> [ **port** <port> ] [ **timeout** <seconds> ] [ **key** { [ **unencrypted** ] <unencrypted\_key> | **encrypted** <encrypted\_key> } ]

**tacacs-server** **key** { [ **unencrypted** ] <unencrypted\_key> | **encrypted** <encrypted\_key> }

**tacacs-server** **timeout** <seconds>

### **Parameters**

<b>timeout</b>	Time to wait for a TACACS+ server to reply.
<b>deadtime</b>	Time to stop using a TACACS+ server that doesn't respond.
<b>key</b>	Set TACACS+ encryption key.
<b>host</b>	Specify a TACACS+ server.
<Seconds : 1-1000>	Wait time in seconds (1..1000)
<Minutes : 0-1440>	Time in minutes (0..1440)
<b>encrypted</b>	Specifies an ENCRYPTED key will follow
<b>word63</b>	The shared key (word63)
<b>word255</b>	Hostname or IP address (word255)
<b>word128</b>	The shared encrypted key. (word128)
<b>port</b>	UDP port for TACACS+ accounting server
<b>timeout</b>	Time to wait for this TACACS+ server to reply (overrides default)
<b>key</b>	Server specific key (overrides default)
<AcctPort : 0-65535>	TCP port number (0..65535)
<Seconds : 1-1000>	Wait time in seconds (1..1000)

### **EXAMPLE**

```

SM24DP4XA(config)# tacacs-server timeout 300
SM24DP4XA(config)# tacacs-server deadtime 360
SM24DP4XA(config)# tacacs-server key MMMMMMMMMM
SM24DP4XA(config)# tacacs-server host 10.0.4.88 key encrypted 1234567*&^%$#@! port 765
timeout 300
SM24DP4XA(config)# tacacs-server key encrypted NNNNNNNNNNNN
SM24DP4XA(config)# do show tacacs-server
Global TACACS+ Server Timeout      : 300 seconds
Global TACACS+ Server Deadtime     : 360 minutes
Global TACACS+ Server Key          : 33c191448bb87597852785fa3f49f929dea0c5f5268

```

```
a30dbc6acee8ce001c5b7f2f536915369f8b0047a5ddf6628a1f4ed59834a477b055958306c8f0cf1ee4e
TACACS+ Server #1:
  Host name   : 10.0.4.88
  Port        : 765
  Timeout     : 300 seconds
  Key         : eecee64e1369a3eb2569c67db0c97ec508f041712cfa6af7fc60e222a1e1a3c31
233f295d4ff849a6a6b877bd5aca7a9f507baaa3323af113d2d1611125e00e9
SM24DP4XA(config)#
```

**Messages:**

*ERROR: TACACS key decrypted fail.*

*No servers configured!*

**trap**

Configure SNMP Traps.

**SYNTAX**

**trap** id <1..6> level <v2c> ipv4 address <ipv4\_ucast> severity <0..7> community (word32)

**Parameters**

<1-6>	ID of Trap entry (1..6)
Disabled	Disable SNMP mode operation.
UDP	Enable UDP SNMP mode operation.
TCP	Enable TCP SNMP mode operation.
v2c	v2c
<ipv4_ucast>	ipv4 address (X.X.X.X)
<0-7>	<0> Emergency ,<1> Alert ,<2> Critical ,<3> Error ,<4> Warning ,<5> Notice , <6> Information ,<7>
Debug	(0..7)
word32	trap community (word32)
<1-65535>	trap port (1..65535)

**EXAMPLE**

```
SM8TAT2SA(config)# trap 1 Disabled v2c 1.2.3.4 5 TRP-1 987
SM8TAT2SA(config)# trap 2 TCP v2c 10.0.4.77 6 TrCom2 888
SM8TAT2SA(config)# do show trap
```

No	Name	Mode	Ver	Server IP	port	Severity Level
1	TRP-1	Disabled	v2c	1.2.3.4	987	Notice
2	TrCom2	TCP	v2c	10.0.4.77	888	Info
3						
4						
5						
6						

## **upnp**

Set UPnP (Universal Plug and Play) configuration.

### **SYNTAX**

**upnp** <cr>

**upnp** advertising-duration <66-86400>

**upnp** ttl <1-255>

**interface-vlan** <vlan\_id> 1..4095 (1-4095)

### **Parameters**

**advertising-duration** Set advertising duration <100-86400>

**ttl** Set TTL value

**interface-vlan** Set ip-interface vlan

<advertising duration> value is 66..86400 (66..86400)

<vlan\_id> value is 1..4095 (1-4095)

<TTL value> value is 1..255 (1..255)

### **EXAMPLE**

```
SM8TAT2SA(config)# upnp advertising-duration 80000
```

```
SM8TAT2SA(config)# upnp interface-vlan 1000
```

```
SM8TAT2SA(config)# upnp ttl 125
```

```
SM8TAT2SA(config)# do show upnp
```

```
UPnP Mode           : Disabled
```

```
Interface VLAN      : 1000
```

```
UPnP TTL            : 125
```

```
UPnP Advertising Duration : 100
```

```
SM8TAT2SA(config)#
```

## username

Establish User Name Authentication.

### SYNTAX

**username** <username> privilege <priv> password encrypted <encry\_password>

**username** <username> privilege <priv> password none

**username** <username> privilege <priv> password unencrypted <password>

### Parameters

word31	User name allows letters, numbers and underscores (word31)
<b>privilege</b>	Set user privilege level
<b>&lt;privilegeLevel : 0-15&gt;</b>	User privilege level (0..15)
<b>password</b>	Specify the password for the user
encrypted_sha	Specifies an ENCRYPTED password will follow
<b>none</b>	NULL password
<b>unencrypted</b>	Specifies an UNENCRYPTED password will follow
word64	The ENCRYPTED (hidden) user password. You cannot directly use it as same as the Plain Text and it is not human-readable text normally. (word64)
word31	The UNENCRYPTED (Plain Text) user password. Any printable characters including space is accepted. Notice that you have no chance to get the Plain Text password after this command. The system will always display the ENCRYPTED password. (word31)

### EXAMPLE

```
SM8TAT2SA(config)# username Admin11 privilege 14 password none
SM8TAT2SA(config)# username BobB privilege 14 password unencrypted AdminSyy@Hdqtrs
SM8TAT2SA(config)# username Test1 privilege 10 password encrypted_sha MYEncryptedPassword4Now!
ERROR: SHA password length is valid
SM8TAT2SA(config)# username Tomba privilege 15 password unencrypted Admin!
SM8TAT2SA(config)#
```

### Messages:

*Syntax error: Illegal command line*

*ERROR: SHA password length is valid*

## vlan

Configure VLAN commands.

### SYNTAX

**vlan** <vlan\_list>

**vlan** ether-type s-custom-port <0x0600-0xffff>

**vlan** ip-subnet <ipv4\_addr> Source IP address (X.X.X.X)

**vlan** mac <mac\_ucast> 48 bit unicast MAC address: xx:xx:xx:xx:xx:xx

**vlan** protocol { { eth2 { <0x600-0xffff> | arp | ip | ipx | at } } | { snap { <0x0-0xfffff> | rfc\_1042 | snap\_8021h } <0x0-0xffff> } | { llc <0x0-0xff> <0x0-0xff> } } group <word16>

### Parameters

vlan	VLAN commands
ether-type	Ether type for Custom S-ports
ip-subnet	IP subnet based VLAN commands
mac	MAC-based VLAN commands
protocol	Protocol-based VLAN commands
<vlan_list>	List of VLAN interface numbers (1-4095)
s-custom-port	Custom S-ports configuration
<ipv4_addr>	Source IP address (X.X.X.X)
<ipv4_netmask>	Source IP address (X.X.X.X)
vlan	vlan keyword
<vlan_id>	VLAN ID required for the group to VLAN mapping. (1-4095)
<ethernet value>	Ether Type(Range: 0x600 - 0xFFFF)
<mac_ucast>	48 bit unicast MAC address: xx:xx:xx:xx:xx:xx
<0x0600-0xffff>	Ether type (Range: 0x0600-0xffff)
eth2	Ethernet-based VLAN commands
<0x600-0xffff>	Ether Type(Range: 0x600 - 0xFFFF)
arp	Ether Type is ARP
ip	Ether Type is IP
ipx	Ether Type is IPX
at	Ether Type is AppleTalk
snap	SNAP-based VLAN group
<0x0-0xfffff>	SNAP OUI (Range 0x000000 - 0FFFFFFF)
rfc_1042	SNAP OUI is rfc_1042
snap_8021h	SNAP OUI is 8021h
<0x0-0xffff>	PID (Range: 0x0 - 0xFFFF)

llc	LLC-based VLAN group
<0x0-0xff>	DSAP (Range: 0x00 - 0xFF)
<0x0-0xff>	SSAP (Range: 0x00 - 0xFF)
group	Protocol-based VLAN group commands
<word16>	Group Name (Range: 1 - 16 characters)
!	Comments
do	To run exec commands in config mode
end	Go back to EXEC mode
exit	Exit from current mode
name	ASCII name of the VLAN
no	Negate a command or set its defaults
word31	The ASCII name for the VLAN, allows letters, numbers and underscores (word31)

**EXAMPLE**

```

SM16TAT2SA(config)# vlan ethertype s-custom-port 0x1111
SM16TAT2SA(config)# vlan ethertype s-custom-port 0x8888
SM8TAT2SA(config)# vlan ip-subnet 2.2.2.2 255.255.255.0 vlan 1000
SM8TAT2SA(config)# vlan ethertype s-custom-port 0x88A8
SM8TAT2SA(config)# vlan mac 00-11-22-33-44-55 vlan 1000
SM8TAT2SA(config)# vlan protocol llc 0x01 0x02 group LlcGrp-1
SM8TAT2SA(config)# vlan 1000-2000
SM8TAT2SA(config-vlan)# do show vlan
.....
1994 2-20
1995 2-20
1996 2-20
1997 2-20
1998 2-20
1999 2-20
2000 2-20
SM8TAT2SA(config-vlan)# end
SM8TAT2SA#

```



## voice vlan

Configure Voice VLAN commands.

### SYNTAX

```
<vlan_id>      VLAN IDs 1-4095 (1-4095)
<AgingTime :  10-10000000> Aging time, 10-10000000 seconds (10..10000000)
class <0-7>    Traffic class value (0..7)
voice vlan oui <00-01-E3 Siemens AG > <00-03-6B Cisco phones> <00-0F-E2 H3C> <00-60-B9 Philips and NEC
                AG> <00-D0-1E Pingtel> <00-E0-75 Polycom> <00-E0-BB 3Com>
```

### Parameters

```
voice vlan vid   Set an entry VLAN ID
voice vlan oui  OUI configuration
description       Set description for the OUI
word32           Description line (word32) for the OUI
```

### EXAMPLE

```
SM16TAT2SA(config)# voice vlan vid 100 aging-time 50000 class 4
SM8TAT2SA(config)# voice vlan oui 00-D0-1E description Pingtel
SM8TAT2SA(config)# do show voice vlan
Switch voice vlan entry 1:
Switch voice vlan is enabled
Switch voice vlan ID is 100
Switch voice vlan aging-time is 50000 seconds
Switch voice vlan traffic class is 4
Switch voice vlan port is

Switch voice vlan entry 2:
Switch voice vlan is enabled
Switch voice vlan ID is 1000
Switch voice vlan aging-time is 86400 seconds
Switch voice vlan traffic class is 0
Switch voice vlan port is 2, 3, 4, 5

Telephony OUI  Description
-----
00-d0-1e      Pingtel
```

Voice VLAN switchport is configured on following:

GigabitEthernet 1/1 :

-----

GigabitEthernet 1/1 switchport voice vlan mode is forced  
GigabitEthernet 1/1 switchport voice security is disabled  
GigabitEthernet 1/1 switchport voice discovery protocol is oui

GigabitEthernet 1/2 :

-----

GigabitEthernet 1/2 switchport voice vlan mode is auto  
GigabitEthernet 1/2 switchport voice security is enabled  
GigabitEthernet 1/2 switchport voice discovery protocol is oui

-----

-----

-----

GigabitEthernet 1/9 :

-----

GigabitEthernet 1/9 switchport voice vlan mode is forced  
GigabitEthernet 1/9 switchport voice security is disabled  
GigabitEthernet 1/9 switchport voice discovery protocol is oui

GigabitEthernet 1/10 :

-----

GigabitEthernet 1/10 switchport voice vlan mode is forced  
GigabitEthernet 1/10 switchport voice security is disabled  
GigabitEthernet 1/10 switchport voice discovery protocol is oui

SM8TAT2SA(config)#

### 3-1 no

Negate a command or set its defaults in Config mode.

#### Table : configure – no Commands

<b>Command</b>	<b>Function</b>
<b>aaa</b>	Authentication, Authorization and Accounting
<b>access</b>	Access management
<b>access-list</b>	Access list
<b>aggregation</b>	Aggregation mode
<b>clock</b>	Configure time-of-day clock
<b>dot1x</b>	IEEE Standard for port-based Network Access Control
<b>interface</b>	Select an interface to configure
<b>ip</b>	Internet Protocol
<b>ipmc</b>	IPv4/IPv6 multicast configuration
<b>ipv6</b>	IPv6 configuration commands
<b>lACP</b>	LACP system configuration
<b>lldp</b>	LLDP configurations
<b>logging</b>	Syslog
<b>loop-protect</b>	Loop protection configuration
<b>mac</b>	MAC table entries/configuration
<b>map-api-key</b>	Set Google Map Api Key configurations
<b>max-frame-size</b>	Maximum packet length filtering is examined on both receiving and transmitting ports.
<b>monitor</b>	Monitoring different system events
<b>mvr</b>	Multicast VLAN Registration configuration
<b>ntp</b>	Configure NTP
<b>poE</b>	Power Over Ethernet
<b>port-security</b>	Enable/disable port security globally
<b>privilege</b>	Privilege level
<b>qos</b>	Quality of Service
<b>radius-server</b>	Configure RADIUS
<b>rmon</b>	Remote Monitoring
<b>smtp</b>	smtp
<b>snmp-server</b>	Set SNMP server's configurations
<b>spanning-tree</b>	Spanning Tree protocol
<b>system</b>	Set the SNMP server's configurations
<b>tacacs-server</b>	Configure TACACS+

<b>trap</b>	Trap
<b>upnp</b>	Set UPnP's configurations
<b>username</b>	Establish User Name Authentication
<b>vlan</b>	VLAN commands
<b>voice</b>	Vlan for voice traffic

## **aaa**

No Authentication, Authorization and Accounting.

### **SYNTAX**

```
no aaa authentication login { telnet | ssh | http }
```

### **Parameters**

<b>authentication</b>	Authentication
<b>login</b>	Login
<b>http</b>	Disable HTTP
<b>ssh</b>	Disable SSH
<b>telnet</b>	Disable Telnet

### **EXAMPLE**

```
SM16TAT2SA(config)# no aaa authentication login ssh
SM16TAT2SA(config)# no aaa ?
  authentication Authentication
  authorization Authorization
  accounting Accounting
SM16TAT2SA(config)# no aaa authentication ?
  login Login
  service-port Service port
  redirect HTTP redirect HTTPS
SM16TAT2SA(config)# no aaa authentication login ?
  ssh Configure SSH
  telnet Configure Telnet
  http Configure HTTP
  https Configure HTTPS
```

```
SM16TAT2SA(config)# no aaa authentication login ssh
```

```
SM16TAT2SA(config)# do show aaa
```

```
Automatic Redirect : Disabled
```

Client	Method1	Method2	Method3	Service	Port
telnet	local				23
ssh					22
http	local				80
https	local				443

```
Authorization :
```

Client	Method	Cmd	Lvl	Cfg	Cmd	Fallback
telnet	none		0			
ssh	none		0			

```
Accounting :
```

Client	Method	Cmd	Lvl	Exec
telnet	none		0	
ssh	none		0	

```
SM16TAT2SA(config)#
```

## access

No Access management.

### SYNTAX

**no access management** [<1~16>]

**no access management**

### Parameters

**management**            Access management configuration

**<1~16>**                ID of access management entry

### EXAMPLE

```
SM16TAT2SA(config)# no access management ?
  <1..16> ID of access management entry (1..16)
  <cr>
SM16TAT2SA(config)# no access management 2
  <cr>
SM16TAT2SA(config)#
```

## aggregation

No Aggregation mode.

### SYNTAX

**no aggregation mode**

### Parameters

**mode**                Traffic distribution mode

### EXAMPLE

```
SM16TAT2SA(config)# no aggregation ?
  mode Traffic distribution mode
SM16TAT2SA(config)# no aggregation mode
  <cr>
SM16TAT2SA(config)#
```

## **clock**

No Time-of-day clock.

### **SYNTAX**

**no** clock summer-time

**no** clock timezone

### **Parameters**

summer-time      Configure summer (daylight savings) time

timezone          Configure time zone

### **EXAMPLE**

```
SM16TAT2SA(config)# no clock summer-time
```

```
SM16TAT2SA(config)# no clock timezone
```

```
SM16TAT2SA(config)#
```

## dot1x

No IEEE Standard for port-based Network Access Control.

### SYNTAX

dot1x	authentication	feature	guest-vlan
max-reauth-req	re-authentication	system-auth-control	timeout

### Parameters

authentication	Authentication
feature	Globally enables/disables a dot1x feature functionality
guest-vlan	Guest VLAN
max-reauth-req	The number of times a Request Identity EAPOL frame is sent without response before considering entering the Guest VLAN.
re-authentication	Set Re-authentication state
system-auth-control	Set the global NAS state
timeout	Timeout

### EXAMPLE

```

SM16TAT2SA(config)# no dot1x authentication timer ?
    re-authenticate The period between re-authentication attempts in seconds
SM16TAT2SA(config)# no dot1x authentication timer re-authenticate
<cr>
SM16TAT2SA(config)# no dot1x feature ?
    guest-vlan Globally enables/disables state of guest-vlan.
SM16TAT2SA(config)# no dot1x guest-vlan ?
    supplicant The switch remembers if an EAPOL frame has been received on the port for the life-
time of the port. Once the switch considers whether to enter the Guest VLAN, it will first check
if this option is enabled or disabled. If disabled (unchecked; default), the switch will only
enter the Guest.
<cr>
SM16TAT2SA(config)# no dot1x re-authentication ?
    re-authentication Set Re-authentication state
<cr>
SM16TAT2SA(config)# no dot1x system-auth-control ?
    system-auth-control Set the global NAS state
<cr>
SM16TAT2SA(config)#

```



## **interface**

No interface configuration.

### **SYNTAX**

**no interface** vlan < vlan\_list >

#### **Parameters**

**vlan** Vlan interface configurations

**<vlan\_list>** Vlan list

### **EXAMPLE**

```
SM16TAT2SA(config)# no interface ?
vlan VLAN interface configurations

SM16TAT2SA(config)# no interface vlan ?
<vlan_list> List of VLAN interface numbers (1-4095)

SM16TAT2SA(config)# no interface vlan 4095 ?
<cr>

SM16TAT2SA(config)# no interface vlan 4095
ERROR: ERROR: Not Found (VLAN: 4095)
SM16TAT2SA(config)# no interface vlan 40
SM16TAT2SA(config)#
```

## Ip

No system's network name.

### SYNTAX

```

no ip arp inspection
no ip arp inspection entry interface Gigabit Ethernet <port_type_id> <vlan_id> <mac_ucast> <ipv4_ucast>
no ip arp inspection vlan <vlan_list> [logging]
no dhcp pool <WORD>
no ip dhcp relay [information {option} policy ]
no ip dhcp snooping
no ip helper-address
no ip igmp host-proxy [ leave-proxy ]
no ip igmp snooping
no ip igmp snooping vlan [ <vlan_list> ]
no ip igmp unknown-flooding
no ip name-server
no ip route <ipv4_addr> <ipv4_netmask> <ipv4_addr>
no ip source binding interface Gigabit Ethernet <port_type_id> <vlan_id>
<ipv4_ucast>{ <ipv4_netmask>|<mac_ucast>}
no ip verify source

```

### Parameters

<b>arp</b>	Address Resolution Protocol
<b>inspection</b>	ARP inspection
<b>entry</b>	arp inspection entry
<b>interface</b>	arp inspection entry interface config
<b>GigabitEthernet</b>	1 Gigabit Ethernet Port
<b>&lt;port_type_id&gt;</b>	Port ID in the format of switch-no/port-no, 1/1-26 for GigabitEthernet
<b>&lt;vlan_id&gt;</b>	Select a VLAN id to configure
<b>&lt;mac_ucast&gt;</b>	Select a MAC address to configure
<b>&lt;ipv4_ucast&gt;</b>	Select an IP Address to configure
<b>vlan</b>	arp inspection vlan setting
<b>&lt;vlan_list&gt;</b>	arp inspection vlan list
<b>logging</b>	ARP inspection vlan logging mode config
<b>dhcp</b>	Dynamic Host Configuration Protocol
<b>&lt;ip_address&gt;</b>	Low IP address and High IP address
<b>&lt;WORD&gt;</b>	Pool name in 32 characters

<b>pool</b>	Configure DHCP address pools
<b>relay</b>	DHCP relay agent configuration
<b>snooping</b>	DHCP snooping
<b>information</b>	DHCP information option(Option 82)
<b>option</b>	DHCP option
<b>policy</b>	Policy for handling the receiving DHCP packet already include the information option
<b>snooping</b>	DHCP snooping
<b>proxy</b>	DNS proxy service
<b>helper-address</b>	None.
<b>igmp</b>	Internet Group Management Protocol
<b>host-proxy</b>	IGMP proxy configuration
<b>leave-proxy</b>	IGMP proxy for leave configuration
<b>snooping</b>	Snooping IGMP
<b>vlan</b>	IGMP VLAN
<b>&lt;vlan_list&gt;</b>	VLAN identifier(s): VID
<b>ssm-range</b>	IPv4 address range of Source Specific Multicast
<b>unknown-flooding</b>	Flooding unregistered IPv4 multicast traffic
<b>name-server</b>	Domain Name System
<b>Route</b>	none
<b>&lt;ipv4_addr&gt;</b>	Network
<b>&lt;ipv4_netmask&gt;</b>	Netmask
<b>&lt;ipv4_gateway&gt;</b>	Gateway
<b>verify</b>	verify command
<b>source</b>	verify source

**EXAMPLE**

```
SM16TAT2SA(config)# no ip arp inspection vlan 3 logging
SM16TAT2SA(config)# no ip dhcp relay
SM16TAT2SA(config)# no ip helper-address
SM16TAT2SA(config)# no ip igmp snooping
SM16TAT2SA(config)# no ip name-server
SM16TAT2SA(config)# no ip verify source
SM16TAT2SA(config)#
```

## ***ipmc***

No IPv4/IPv6 multicast configuration.

### **SYNTAX**

**no ipmc profile** <Profilename : word16>

**no ipmc range** <Entryname : word16>

### **Parameters**

<b>profile</b>	IPMC profile configuration
<b>&lt;Profilename : word16&gt;</b>	Profile name in 16 char's
<b>range</b>	A range of IPv4/IPv6 multicast addresses for the profile
<b>&lt;Entryname : word16&gt;</b>	Range entry name in 16 char's

### **EXAMPLE**

```
SM16TAT2SA(config)# no ipmc profile DoNotUse
SM16TAT2SA(config)# do show ipmc
```

## ipv6

No IPv6 configuration commands.

### SYNTAX

**no** ipv6 mld host-proxy [ leave-proxy ]

**no** ipv6 mld snooping

**no** ipv6 mld snooping [vlan <vlan\_list> ]

**no** ipv6 mld unknown-flooding

### Parameters

<b>mld</b>	Multicast Listener Discovery
<b>host-proxy</b>	MLD proxy configuration
<b>leave-proxy</b>	MLD proxy for leave configuration
<b>snooping</b>	Snooping MLD
<b>vlan</b>	MLD VLAN
<b>&lt;vlan_list&gt;</b>	VLAN identifier(s): VID
<b>ssm-range</b>	IPv6 address range of Source Specific Multicast
<b>unknown-flooding</b>	Flooding unregistered IPv6 multicast traffic
<b>route</b>	Configure static routes
<b>&lt;ipv6_subnet&gt;</b>	IPv6 prefix x:x::y/z
<b>&lt;ipv6_ucast&gt;</b>	IPv6 unicast address (except link-local address) of next-hop
<b>interface</b>	Select an interface to configure
<b>vlan</b>	VLAN Interface
<b>&lt;vlan_id&gt;</b>	VLAN identifier(s): VID
<b>&lt;ipv6_linklocal&gt;</b>	IPv6 link-local address of next-hop

### EXAMPLE

```
SM16TAT2SA(config)# no ipv6?
  mld Multicast Listener Discovery
SM16TAT2SA(config)# no ipv6 mld ?
  snooping      Snooping MLD
  host-proxy    MLD proxy configuration
  unknown-flooding Flooding unregistered IPv6 multicast traffic
SM16TAT2SA(config)# no ipv6 mld unknown-flooding
SM16TAT2SA(config)#
```

## *lACP*

No LACP settings.

### SYNTAX

**no lACP system-priority** <1-65535>

#### Parameters

**system-priority**            System priority

**<1-65535>**                Priority value, lower means higher priority

### EXAMPLE

```
SM16TAT2SA(config)# no lACP?  
  system-priority System priority  
SM16TAT2SA(config)# no lACP system-priority ?  
  <cr>  
SM16TAT2SA(config)# no lACP system-priority  
SM16TAT2SA(config)#
```

## ***lldp***

No LLDP configurations.

### **SYNTAX**

**no** lldp holdtime

**no** lldp med datum

**no** lldp med fast

**no** lldp med location-tlv altitude

**no** lldp med location-tlv civic-addr { country | state | county | city | district | block | street | leading-street-direction | trailing-street-suffix | street-suffix | house-no | house-no-suffix | landmark | additional-info | name | zip-code | building | apartment | floor | room-number | place-type | postal-community-name | p-o-box | additional-code }

**no** lldp med location-tlv elin-addr

**no** lldp med location-tlv latitude

**no** lldp med location-tlv longitude

**no** lldp med media-vlan-policy <0~31>

**no** lldp reinit

**no** lldp timer

**no** lldp transmission-delay

### **Parameters**

**holdtime** Sets LLDP hold time (the neighbor switch will discard the LLDP information after "hold time" multiplied by "timer" seconds ).

**med** Media Endpoint Discovery.

**reinit** Sets LLDP reinitialization delay.

**timer** Sets LLDP TX interval (The time between each LLDP frame transmitted in seconds).

**tlv-select** Which optional TLVs to transmit.

**transmission-delay** Sets LLDP transmission-delay (the amount of time that the transmission of LLDP frames will be delayed after LLDP configuration has changed) in seconds).

**datum** Set datum to default value.

**fast** Set fast repeat count to default value.

**location-tlv** LLDP-MED Location Type Length Value parameter.

**media-vlan-policy** Use the media-vlan-policy to create a policy, which can be assigned to an interface.

**altitude** Setting altitude to default.

<b>civic-addr</b>	Civic address information and postal information
<b>elin-addr</b>	Set elin address to default value.
<b>latitude</b>	Setting Latitude parameter to default.
<b>longitude</b>	Setting longitude to default.
<b>additional-code</b>	Additional code - Example: 1320300003.
<b>additional-info</b>	Additional location info - Example: South Wing.
<b>apartment</b>	Unit (Apartment, suite) - Example: Apt 42.
<b>block</b>	Neighborhood, block.
<b>building</b>	Building (structure) - Example: Low Library.
<b>city</b>	City, township, shi (Japan) - Example: Copenhagen.
<b>country</b>	The two-letter ISO 3166 country code in capital ASCII letters - E.g.: DK, DE or US.
<b>county</b>	County, parish, gun (Japan), district.
<b>district</b>	City division, borough, city district, ward, chou (Japan).
<b>floor</b>	Floor - Example: 4.
<b>house-no</b>	House number - Example: 21.
<b>house-no-suffix</b>	House number suffix - Example: A, 1/2.
<b>landmark</b>	Landmark or vanity address - Example: Columbia University.
<b>leading-street-direction</b>	Leading street direction - Example: N.
<b>name</b>	Name (residence and office occupant) - Example: Flemming Jahn.
<b>p-o-box</b>	Post office box (P.O. BOX) - Example: 12345.
<b>place-type</b>	Place type - Example: Office.
<b>postal-community-name</b>	Postal community name - Example: Leonia.
<b>room-number</b>	Room number - Example: 450F.
<b>state</b>	National subdivisions (state, canton, region, province, prefecture).
<b>street</b>	Street - Example: Poppelvej.
<b>street-suffix</b>	Street suffix - Example: Ave, Platz.
<b>trailing-street-suffix</b>	Trailing street suffix - Example: SW.
<b>zip-code</b>	Postal/zip code - Example: 2791.
<b>&lt;0~31&gt;</b>	Policy to delete.



**EXAMPLE**

```
SM16TAT2SA(config)# no lldp holdtime
SM16TAT2SA(config)# no lldp med location-tlv civic-addr floor
SM16TAT2SA(config)# no lldp reinit
SM16TAT2SA(config)# no lldp timer
SM16TAT2SA(config)# no lldp transmission-delay
SM16TAT2SA(config)# do show lldp
LLDP Configuration
=====
TX Interval : 30 sec
TX Hold : 4 sec
TX Delay : 2 sec
TX Reinit : 2 sec

GigabitEthernet 1/1
-----
TX/RX Mode : Disabled
CDP Aware : Disable
Port Descr : Enable
Sys Name : Enable
Sys Descr : Enable
Sys Capa : Enable
Mgmt Addr : Enable

SM16TAT2SA(config)# no lldp ?
timer                LLDP TX interval
holdtime             LLDP hold time
reinit               LLDP reinit time
transmission-delay  LLDP transmission-delay
med                  Media Endpoint Discovery

SM16TAT2SA(config)# no lldp timer
SM16TAT2SA(config)# no lldp holdtime
SM16TAT2SA(config)# no lldp reinit
SM16TAT2SA(config)# no lldp transmission-delay
SM16TAT2SA(config)# no lldp med ?
datum                Datum type
```

```

fast          Number of times to repeat LLDP frame transmission at fast start
location-tlv  LLDP-MED Location Type Length Value parameter
media-vlan-policy Use the media-vlan-policy to create a policy, which can be assigned to an
interface

SM16TAT2SA(config)# no lldp med datum
SM16TAT2SA(config)# no lldp med fast
SM16TAT2SA(config)# no lldp med location-tlv ?
altitude     Altitude parameter
latitude     Latitude parameter
longitude    Longitude parameter
elin-addr    Emergency Location Identification Number
civic-addr   Civic address information and postal information
SM16TAT2SA(config)# do show lldp med media-vlan-policy
Policy Id   Application Type          Tag      Vlan ID  L2 Priority  DSCP
-----
0           Voice                       Tagged   1        0           0
SM16TAT2SA(config)#

```

## logging

No Syslog.

### SYNTAX

**no logging host**

**no logging on**

### Parameters

**host**                    host

**on**                      Enable syslog server

### EXAMPLE

```

SM16TAT2SA(config)# no logging host ?
<1-6> host number (1..6)
SM16TAT2SA(config)# no logging host 6
SM16TAT2SA(config)# no logging on
SM16TAT2SA(config)#

```

## ***loop-protect***

No Loop protection configuration.

### **SYNTAX**

**no** loop-protect

**no** loop-protect shutdown-time

**no** loop-protect transmit-time

### **Parameters**

**shutdown-time**        Loop protection shutdown time interval

**transmit-time**        Loop protection transmit time interval

### **EXAMPLE**

```
SM16TAT2SA(config)# no loop-protect shutdown-time
SM16TAT2SA(config)# no loop-protect transmit-time
SM16TAT2SA(config)#
```

**mac**

No MAC table entries/configuration.

**SYNTAX**

**no mac address-table aging-time** [<0,10-1000000> ]

**no mac address-table static** <mac\_addr> vlan <vlan\_id> interface {\*|Gigabit Ethernet [<port\_type\_list>]}

**Parameters**

<b>address-table</b>	Mac table entries configuration/table
<b>aging-time</b>	Mac address aging time
<b>static</b>	Static MAC address
<b>&lt;mac_addr&gt;</b>	48 bit MAC address: xx:xx:xx:xx:xx:xx
<b>interface</b>	Select an interface to configure
<b>Gigabit Ethernet</b>	1 Gigabit Ethernet port
<b>&lt;port_type_list&gt;</b>	Port list in 1/1-26 for Gigabit Ethernet

**EXAMPLE**

```
SM16TAT2SA(config)# no mac address-table ?
  aging-time Mac address aging time
  static      Static MAC address
SM16TAT2SA(config)# no mac address-table ?
  aging-time Mac address aging time
  static      Static MAC address
SM16TAT2SA(config)# no mac address-table aging-time ?
  <cr>
SM16TAT2SA(config)# no mac address-table static ?
  <mac_addr> 48 bit MAC address: xx:xx:xx:xx:xx:xx
SM16TAT2SA(config)# no mac address-table static 11:22:33:44:55:66
SM16TAT2SA(config)# no mac address-table static 12:23:34:45:56:67 ?
  vlan VLAN keyword
  <cr>
SM16TAT2SA(config)# no mac address-table static 12:23:34:45:56:67 vlan ?
  <vlan_id> VLAN IDs 1-4095 (1-4095)
SM16TAT2SA(config)# no mac address-table static 12:23:34:45:56:67 vlan 40
SM16TAT2SA(config)#
```

## ***map-api-key***

No Google Map Api Key configurations.

### **SYNTAX**

**no** map-api-key <cr>

### **Parameters**

None.

### **EXAMPLE**

```
SM8TAT2SA(config)# no map-api-key
SM8TAT2SA(config)# do show map-api-key
Key                :

SM8TAT2SA(config)#
```

## ***max-frame-size***

No Maximum packet length filtering is examined on both receiving and transmitting ports.

### **SYNTAX**

**no** max-frame-size

### **Parameters**

See below.

### **EXAMPLE**

```
SM8TAT2SA(config)# no max-frame-size <cr>
Syntax error: Incomplete command
SM8TAT2SA(config)# no max-frame-size max-frame-size ?
  <cr>
SM8TAT2SA(config)# no max-frame-size max-frame-size
ERROR: ERROR! Failed to set pkt link config
SM8TAT2SA(config)# no max-frame-size 1518
Syntax error: Illegal parameter
SM8TAT2SA(config)# no max-frame-size 1600
Syntax error: Illegal parameter
SM8TAT2SA(config)# no max-frame-size 16000
Syntax error: Illegal parameter
SM8TAT2SA(config)#
```

## **monitor**

No monitor configuration.

### **SYNTAX**

**no** monitor destination

**no** monitor source { interface Gigabit Ethernet <port\_type\_list> | cpu}

### **Parameters**

#### **Destination**

**source** The source port(s). That is the ports to be mirrored to the destination port.

**cpu** Mirror CPU traffic.

**interface** Mirror Interface traffic.

**Gigabit Ethernet** 1 Gigabit Ethernet Port

**<port\_type\_list>** Port list in 1/1-26 for Gigabit Ethernet

### **EXAMPLE**

```
SM16TAT2SA(config)# no monitor session 1 source interface GigabitEthernet 1/2-5 ?
  both Mirror both ingress and egress traffic.
  rx Mirror ingress traffic.
  tx Mirror egress traffic.
SM16TAT2SA(config)# no monitor session 1 source interface GigabitEthernet 1/2-5
rx ?
  <cr>
SM16TAT2SA(config)# no monitor session 1 source interface GigabitEthernet 1/2-5
tx ?
  <cr>
SM16TAT2SA(config)# no monitor session 1 source interface GigabitEthernet 1/2-5
both ?
  <cr>
SM16TAT2SA(config)#
```

**mvr**

No Multicast VLAN Registration configuration.

**SYNTAX**

**no mvr**

**Parameters**

**detail**                   Detail running information/statistics of MVR  
**group-database**        Multicast group database from MVR

**EXAMPLE**

```
SM16TAT2SA(config)# do show mvr ?
SM16TAT2SA(config)# no mvr
SM16TAT2SA(config)# do show mvr
MVR is now enabled to start group registration.
SM16TAT2SA(config)#
```

## *ntp*

No NTP configuration.

### SYNTAX

**no ntp**

**no ntp server** <1-5>

**no ntp interval**

### Parameters

**server**                    Configure NTP server

**<1-5>**                    index number

**interval**                Configure NTP interval

### EXAMPLE

```
SM16TAT2SA(config)# no ntp
SM16TAT2SA(config)# no ntp ?
  server    Configure NTP server
  interval  Configure NTP interval
  <cr>

SM16TAT2SA(config)# no ntp server ?
  <1-6>    index number (1..6)

SM16TAT2SA(config)# no ntp server 1 ?
  <cr>

SM16TAT2SA(config)# no ntp server 1
SM16TAT2SA(config)# no ntp interval ?
  <cr>

SM16TAT2SA(config)# no ntp interval
SM16TAT2SA(config)#
```



## **poe**

Disable Power Over Ethernet in Config mode.

### **SYNTAX**

**no poe auto-check**

**no poe capacitor-detect**

### **Parameters**

**auto-check** Enable/disable poe automatic Ping checking.

**capacitor-detect** Disable capacitor detection.

**management** Use management mode to configure PoE power management method.

**mode** PoE Power Management Mode.

### **EXAMPLE**

```
SM16TAT2SA(config)# no poe?
```

```
 poe Power Over Ethernet
```

```
SM16TAT2SA(config)# no poe ?
```

```
 capacitor-detect Disable capacitor detection
```

```
 auto-check Disable Ping Check
```

```
 management Use management mode to configure PoE power management method.
```

```
SM16TAT2SA(config)# no poe auto-check
```

```
SM16TAT2SA(config)# no poe management mode
```

```
SM16TAT2SA(config)#
```

## **port-security**

Disable port security globally.

### **SYNTAX**

**no** port-security

### **Parameters**

<cr> Enable/disable port security globally

### **EXAMPLE**

```
SM16TAT2SA(config)# no port-security?
  port-security Enable/disable port security globally
  <cr>
SM16TAT2SA(config)# no port-security ?
  <cr>
SM16TAT2SA(config)# no port-security
SM16TAT2SA(config)# do show port-security switch interface GigabitEthernet 1/2-5
Interface                State          MAC Cnt
-----
GigabitEthernet 1/2      Disabled      -
GigabitEthernet 1/3      Disabled      -
GigabitEthernet 1/4      Disabled      -
GigabitEthernet 1/5      Disabled      -
SM16TAT2SA(config)#
```

## *privilege*

Disable Group Privilege level.

### SYNTAX

**no privilege group vlan level**

### Parameters

**group name :**

access-mgmt	acl	arp-inspection	auth-method	dhcp-relay	dhcp-server
dhcp-snooping	diagnostic	dot1x	eee	event	ip
ipmc	ip-source-guard	lacp	lldp	loop-protection	mac-table
maintenance	mirror	mvr	poe	port	port-security
qos	radius	snmp	stp	system	upnp
tacacs	vlan				
level	Privilege group level				

### EXAMPLE

```
SM16TAT2SA(config)# no privilege ?
  group  Privilege group name

SM16TAT2SA(config)# no privilege group ?
  <group> Privilege group name (access-mgmt/arp-inspection/auth-method/dhcp-relay/dhcp-
server/dhcp-snooping/diagnostic/dot1x/eee/event/ip/ipmc/ip-source-guard/lacp/lldp/loop-
protection/mac-table/mirror/mvr/poe/port/port-security/qos/radius/snmp/stp/system/upnp/vlan)
  level  Privilege group level

SM16TAT2SA(config)# no privilege group vlan ?
  level  Privilege group level

SM16TAT2SA(config)# no privilege group vlan level
SM16TAT2SA(config)#
```

## qos

Disable Quality of Service.

### SYNTAX

<b>no qos cos-queue</b>	Map for CoS to queue
<b>no qos dscp-queue</b>	Map for DSCP to queue
<b>no qos precedence-queue</b>	Map for IP Precedence to queue
<b>no qos queue-cos</b>	Map for queue to CoS
<b>no qos queue-dscp</b>	Map for queue to DSCP
<b>no qos queue-precedence</b>	Map for queue to IP Precedence
<b>no qos trust</b>	Restore global trust mode to default value

### Parameters

<0-7> The queue number for mapping to a specific IP Precedence value (0..7)

### EXAMPLE

```
SM16TAT2SA(config)# no qos map cos-queue ?
<0-7> Specify class of service (0..7)
<cr>
SM16TAT2SA(config)# no qos map dscp-queue ?
<0-63> Specify DSCP (0..63)
<cr>
SM16TAT2SA(config)# no qos map precedence-queue ?
<0-7> Specify IP Precedence (0..7)
<cr>
SM16TAT2SA(config)# no qos map queue-cos ?
<0-7> The queue number for mapping to a specific CoS value (0..7)
<cr>
SM16TAT2SA(config)# no qos map queue-dscp ?
<0-7> The queue number for maaping to a specific DSCP value (0..7)
<cr>
SM16TAT2SA(config)# no qos map queue-precedence ?
<0-7> The queue number for mapping to a specific IP Precedence value (0..7)
<cr>
SM16TAT2SA(config)#
```

## radius-server

Disable RADIUS.

### SYNTAX

**no** radius-server attribute {32 | 4 | 95}

**no** radius-server deadtime

**no** radius-server host { <word1-255> | <ipv4\_ucast> | <ipv6\_ucast> } [ auth-port <0-65535> ] [ acct-port <0-65535> ]

**no** radius-server key

**no** radius-server retransmit

**no** radius-server timeout

### Parameters

retransmit	Specify the number of retries to active server
timeout	Time to wait for a RADIUS server to reply
deadtime	Time to stop using a RADIUS server that doesn't respond
key	Set RADIUS encryption key
host	Specify a RADIUS server
attribute	The IETF attribute (4, 32, or 95). See below.
32	IETF attribute 32
4	IETF attribute 4
95	IETF attribute 95
acct-port	UDP port for RADIUS accounting server
auth-port	UDP port for RADIUS authentication server
<AcctPort : 0-65535>	UDP port number (0..65535)
<AuthPort : 0-65535>	UDP port number (0..65535)

### EXAMPLE

```
SM8TAT2SA(config)# no radius-server host 192.168.1.30 auth-port 1813 acct-port 1812
ERROR: ERROR! Failed to set host 192.168.1.30 ability
SM8TAT2SA(config)# no radius-server deadtime
SM8TAT2SA(config)# no radius-server key
SM8TAT2SA(config)#
```

### IETF RADIUS Attributes

<u>Type</u>	<u>Name</u>	<u>Value</u>
4	NAS-IP-Address	ipv4addr
32	Tunnel-Assignment-Id	string
95	NAS-IPv6-Address	string

## **rmon**

Disable Remote Monitoring

### **SYNTAX**

**no rmon** <alarm> <event>

### **Parameters**

alarm	Configure an RMON alarm
event	Configure an RMON event
<1-65535>	Alarm entry ID (1..65535)
<1-65535>	Event entry ID (1..65535)

### **EXAMPLE**

```
SM8TAT2SA(config)# no rmon alarm 44
SM8TAT2SA(config)# no rmon event 19
The error while request to the config daemon.
ERROR: Internal error
SM8TAT2SA(config)#
Username:
Messages: The error while request to the config daemon.
ERROR: Internal error
```

## **smtp**

Disable SMTP.

### **SYNTAX**

```
no smtp < mailaddress> <returnpath> <sender> <server> <username>
```

### **Parameters**

mailaddress	mailaddress
returnpath	returnpath
sender	sender
server	server
username	username
<1-6>	mailaddress number (1..6)

### **EXAMPLE**

```
SM8TAT2SA(config)# no smtp mailaddress 2
SM8TAT2SA(config)# no smtp returnpath
SM8TAT2SA(config)# do show smtp
Mail Server      : myMailServer
User Name       : Bob
Password        : *****
Sender          : sm8tat2sa
Return Path     : sm8tat2sa@192.168.90.3
Email Adress 1  : jeffsherman@comcast.net
Email Adress 2  :
Email Adress 3  : mickeyabc@aol.com
Email Adress 4  :
Email Adress 5  :
Email Adress 6  :
```

SM8TAT2SA(config)#

## **snmp-server**

Disable SNMP server.

### **SYNTAX**

```

no snmp-server
no snmp-server access <Groupname : word32> model { v1 | v2c | v3 | any } level { auth | noauth | priv }
no snmp-server community v2c
no snmp-server community v3 <Community : word127>
no snmp-server contact
no snmp-server engine-id local
no snmp-server host <Conf : word32>
no snmp-server location
no snmp-server security-to-group model { v1 | v2c | v3 } name <Securityname : word32>
no snmp-server trap
no snmp-server user <Username : word32> engine-id <Engineid : word10-32>
no snmp-server version
no snmp-server view <Viewname : word32> <Oidsubtree : word255>

```

### **Parameters**

access	access configuration
<Groupname : word32>	group name
model	security model
v1	v1 security model
v2c	v2c security model
v3	v3 security model
any	any security model
level	security level
auth	authNoPriv Security Level
noauth	noAuthNoPriv Security Level
priv	authPriv Security Level
community	Set the SNMP community
contact	Clear the SNMP server's contact string
engine-id	Set SNMP engine ID
host	Set SNMP host's configurations
location	Clear the SNMP server's location string
security-to-group	security-to-group configuration
trap	Set trap's configurations



user	user who can access SNMP server
version	Set the SNMP server's version
view	MIB view configuration
<Community : word127>	SNMP v3 community
local	Set SNMP local engine ID
<ConfName : word32>	Name of the host configuration
name	security user
<SecurityName : word32>	security user name
<Username : word32>	name of user
engine-id	engine ID
<Engineid : word10-32>	engine ID octet string
<Viewname : word32>	MIB view name
<Oidsubtree : word255>	MIB view OID

#### EXAMPLE

```
SM16TAT2SA(config)# no snmp-server access 333 model any level auth
SM16TAT2SA(config)# no snmp-server community v2c
SM16TAT2SA(config)# no snmp-server engine-id local
SM16TAT2SA(config)# no snmp-server host 333
SM16TAT2SA(config)# no snmp-server location
SM16TAT2SA(config)# no snmp-server security-to-group model v2c name 132
SM16TAT2SA(config)# no snmp-server trap
SM16TAT2SA(config)# no snmp-server version
SM16TAT2SA(config)#
```

## **spanning-tree**

Disable STP Bridge.

### **SYNTAX**

**no spanning-tree** edge bpdu-filter  
**no spanning-tree** edge bpdu-guard  
**no spanning-tree** mode  
**no spanning-tree** mst <instance> priority  
**no spanning-tree** mst <instance> vlan  
**no spanning-tree** mst forward-time  
**no spanning-tree** mst max-age  
**no spanning-tree** mst max-hops  
**no spanning-tree** mst name  
**no spanning-tree** recovery interval  
**no spanning-tree** transmit hold-count

### **Parameters**

<b>edge</b>	Edge ports
<b>mode</b>	STP protocol mode
<b>mst</b>	STP bridge instance
<b>recovery</b>	The error recovery timeout
<b>transmit</b>	BPDU to transmit
<b>bpdu-filter</b>	Enable BPDU filter (stop BPDU tx/rx)
<b>bpdu-guard</b>	Enable BPDU guard
<b>&lt;Instance : 0-7&gt;</b>	instance 0-7 (CIST=0, MST2=1...)
<b>priority</b>	Priority of the instance
<b>forward-time</b>	Delay between port states
<b>max-age</b>	Max bridge age before timeout
<b>max-hops</b>	MSTP bridge max hop count
<b>name</b>	Name keyword
<b>vlan</b>	VLAN keyword
<b>interval</b>	The interval
<b>hold-count</b>	Max number of transmit BPDUs per sec
<b>&lt;Holdcount : 1-10&gt;</b>	1-10 per sec, 6 is default

**EXAMPLE**

```
SM16TAT2SA(config)# no spanning-tree edgebpdu-filter
SM16TAT2SA(config)# no spanning-tree mst max-
  <0-4094> MST instance ID , 0 is for CIST (0..4094)
  max-hops MSTP bridge max hop count
  max-age Max bridge age before timeout
SM16TAT2SA(config)# no spanning-tree mst ?
  <0-4094> MST instance ID , 0 is for CIST (0..4094)
  forward-time Delay between port states
  max-hops MSTP bridge max hop count
  max-age Max bridge age before timeout
  name Name keyword
SM16TAT2SA(config)# no spanning-tree mst max-hops ?
  <cr>
SM16TAT2SA(config)# no spanning-tree mst max-age ?
  <cr>
SM16TAT2SA(config)# no spanning-tree mst name ?
  <cr>
SM16TAT2SA(config)# no spanning-tree mst name
```

## system

Disable System name, contact, and location settings.

### SYNTAX

**no system name** Clear the system model name string  
**no system contact** Clear the system contact string  
**no system location** Clear the system location string

### Parameters

name

contact

location

### EXAMPLE

```
SM8TAT2SA(config)# no system name
SM8TAT2SA(config)# no system contact
SM8TAT2SA(config)# no system location
SM8TAT2SA(config)# do show system
Model Name           : SM8TAT2SA
System Description   : Smart Managed Switch, 8-port Gigabit PoE+, 2-port 100/1000 SFP
Hardware Version     : v1.02
Mechanical Version   : v1.01
Firmware Version     : v1.04.0124
PoE Firmware Version : 220-224
MAC Address          : 00-C0-F2-4C-22-C3
Serial Number        : C020319AR2400167
System Name          :
Location             :
Contact              :
System Date          : 2017-01-01 00:38:55 +0000
System Uptime        : 0 days, 0:39:09

SM8TAT2SA(config)#
```

## ***tacacs-server***

Negate TACACS+ settings.

### **SYNTAX**

**no**

#### **Parameters**

timeout	Time to wait for a TACACS+ server to reply
deadtime	Time to stop using a TACACS+ server that doesn't respond
key	Set TACACS+ encryption key
host	Specify a TACACS+ server
word255	Hostname or IP address (word255)
port	UDP port for TACACS+ accounting server
<AcctPort : 0-65535>	UDP port number (0..65535)
word255	Hostname or IP address (word255)
port	UDP port for TACACS+ accounting server

### **EXAMPLE**

```
SM8TAT2SA(config)# no tacacs-server deadtime
SM8TAT2SA(config)# no tacacs-server timeout
SM8TAT2SA(config)# no tacacs-server deadtime
SM8TAT2SA(config)# no tacacs-server key
SM8TAT2SA(config)# no tacacs-server host
SM8TAT2SA(config)# no tacacs-server host 2.4.6.8 port
SM8TAT2SA(config)# no tacacs-server host 2.4.6.8 port 765
SM8TAT2SA(config)# do show tacacs-server
Global TACACS+ Server Timeout      : 5 seconds
Global TACACS+ Server Deadtime    : 0 minutes
Global TACACS+ Server Key         :
SM8TAT2SA(config)#
```

**trap**

Negate SNMP Trap.

**SYNTAX**

**no trap**

**Parameters**

<1-6> ID of Trap entry (1..6)

**EXAMPLE**

```
SM8TAT2SA(config)# do show trap
Community          Severity
No Name           Mode Ver Server IP      port Level
-----
1                TrpCom1  UDP v2c      1.2.3.4 765   Error
2
3
4
5
6
SM8TAT2SA(config)# no trap 1
SM8TAT2SA(config)# do show trap
Community          Severity
No Name           Mode Ver Server IP      port Level
-----
1
2
3
4
5
6
SM8TAT2SA(config)#
```

## upnp

Negate UPnP (Universal Plug n Play) configurations.

### SYNTAX

**no** upnp

**no** upnp advertising-duration

**no** upnp ttl

### Parameters

**advertising-duration** Set advertising duration

interface-vlan Set ip-interface vlan

**ttl** Set TTL value

<advertising duration> value is 66..86400 (66..86400)

<vlan\_id> value is 1..4095 (1-4095)

<TTL value> value is 1..255 (1..255)

### EXAMPLE

```

SM8TAT2SA(config)# do show upnp
UPnP Mode           : Enabled
Interface VLAN      : 100
UPnP TTL            : 4
UPnP Advertising Duration : 1000
SM8TAT2SA(config)# no upnp
SM8TAT2SA(config)# do show upnp
UPnP Mode           : Disabled
Interface VLAN      : 100
UPnP TTL            : 4
UPnP Advertising Duration : 1000
SM8TAT2SA(config)# upnp advertising-duration 999
SM8TAT2SA(config)# upnp interface-vlan 10
SM8TAT2SA(config)# do show upnp
UPnP Mode           : Enabled
Interface VLAN      : 10
UPnP TTL            : 4
UPnP Advertising Duration : 999
SM8TAT2SA(config)# no upnp advertising-duration
SM8TAT2SA(config)# do show upnp
UPnP Mode           : Enabled

```

```
Interface VLAN      : 10
UPnP TTL           : 4
UPnP Advertising Duration : 100

SM8TAT2SA(config)# no upnp interface-vlan 10
Syntax error: Illegal command line
SM8TAT2SA(config)# do show upnp
UPnP Mode          : Enabled
Interface VLAN     : 10
UPnP TTL          : 4
UPnP Advertising Duration : 100

SM8TAT2SA(config)# no upnp ttl
SM8TAT2SA(config)# no upnp interface-vlan
SM8TAT2SA(config)# do show upnp
UPnP Mode          : Enabled
Interface VLAN     : 1
UPnP TTL          : 4
UPnP Advertising Duration : 100

SM8TAT2SA(config)#
```



## **username**

Negate User Name Authentication.

### **SYNTAX**

**no username** <Username : word31>

### **Parameters**

**<Username : word31>** User name allows letters, numbers and underscores

### **EXAMPLE**

```
SM16TAT2SA(config)# no username ?
  word31 User name allows letters, numbers and underscores (word31)
SM16TAT2SA(config)# no username installer
ERROR: ERROR: failed to delete user 'installer' account
SM16TAT2SA(config)# no username ADMIN_1
SM16TAT2SA(config)#
```

## vlan

Negate VLAN entries.

### SYNTAX

```
no vlan protocol { { eth2 { <0x600-0xffff> | arp | ip | ipx | at } } | { snap { <0x0-0xffff> | rfc_1042 | snap_8021h } <0x0-0xffff> } | { llc <0x0-0xff> <0x0-0xff> } } group <word16>
```

```
no vlan { [ ethertype s-custom-port ] | <vlan_list> }
```

### Parameters

<vlan_list>	List of VLAN interface numbers (1-4095)
ethertype	Ether type for Custom S-ports
ip-subnet	IP subnet based VLAN configuration.
mac	MAC-based VLAN commands.
protocol	Protocol-based VLAN commands
eth2	Ethernet-based VLAN commands
<0x600-0xffff>	Ether Type(Range: 0x600 - 0xFFFF)
arp	Ether Type is ARP
ip	Ether Type is IP
ipx	Ether Type is IPX
at	Ether Type is AppleTalk
snap	SNAP-based VLAN group
<snap oui>	SNAP OUI(must be 0x000000)
rfc_1042	SNAP OUI is rfc_1042
snap_8021h	SNAP OUI is 8021h
<0x0-0xffff>	PID (Range: 0x0 - 0xFFFF)
llc	LLC-based VLAN group
<0x0-0xff>	DSAP (Range: 0x00 - 0xFF)
<0x0-0xff>	SSAP (Range: 0x00 - 0xFF)
group	Protocol-based VLAN group commands
<word16>	Group Name (Range: 1 - 16 characters)
s-custom-port	

### EXAMPLE

```
SM16TAT2SA(config)# no vlan 3
SM16TAT2SA(config)# no vlan ethertype s-custom-port
SM16TAT2SA(config)#
```

## voice

Negate VLAN for Voice traffic settings.

### SYNTAX

```
no voice vlan vid
```

### Parameters

vlan	voice_vlan_mode help
vid	Set VLAN ID
oui	OUI configuration
<vlan_id>	VLAN IDs 1-4095 (1-4095)
<oui>	OUI value

### EXAMPLE

```
SM8TAT2SA(config)# no voice vlan vid 100
SM8TAT2SA(config)# no voice vlan oui 00-D0-1E
SM8TAT2SA(config)#
```

## 3-2 qos

### Table : configure – qos Commands

<u>Command</u>	<u>Function</u>
map	Global QoS Map/Table
trust	Global trust mode configuration

### *map*

Configure Global QoS Map and Trust parameters.

### SYNTAX

**qos** map

**qos** trust

### Parameters

cos-queue	Map for CoS to queue
dscp-queue	Map for DSCP to queue
precedence-queue	Map for IP Precedence to queue
queue-cos	Map for queue to CoS
queue-dscp	Map for queue to DSCP
queue-precedence	Map for queue to IP Precedence
<0-7>	Specify class of service (0..7)
to	Specify the queue to which the CoS will be mapped
<0-7>	The queue number to which the following CoS values are mapped (0..7)
<0-63>	Specify DSCP (0..63)
to	Specify the queue to which the DSCP will be mapped
<0-7>	The queue number to which the following DSCP values are mapped (0..7)
<0-7>	Specify IP Precedence (0..7)
to	Specify the queue to which the IP Precedence will be mapped
<0-7>	The queue number to which the following IP Precedence values are mapped (0..7)
<0-7>	The queue number for mapping to a specific CoS value (0..7)
to	Specify the CoS to which the queue will be mapped
<0-7>	Specify class of service (0..7)
<0-7>	The queue number for mapping to a specific DSCP value (0..7)
to	Specify the DSCP to which the queue will be mapped
<0-63>	Specify DSCP (0..63)
<0-7>	The queue number for mapping to a specific IP Precedence value (0..7)

to Specify the IP Precedence to which the queue will be mapped  
<0-7> Specify IP Precedence (0..7)

**EXAMPLE 1**

```
SM16TAT2SA(config)# qos map cos-queue 6 to 4
SM16TAT2SA(config)# do show qos
Global trust mode: CoS
SM16TAT2SA(config)#
SM8TAT2SA(config)# qos map cos-queue 1 to 4
SM8TAT2SA(config)# do show qos
Global trust mode: CoS
SM8TAT2SA(config)# qos map dscp-queue 3 to 6
SM8TAT2SA(config)# qos map precedence-queue 7 to 7
SM8TAT2SA(config)# qos map queue-cos 3 to 4
SM8TAT2SA(config)# qos map queue-dscp 5 to 33
SM8TAT2SA(config)# qos map queue-precedence 2 to 4
SM8TAT2SA(config)#
```

## **trust**

Configure QoS Global Trust mode.

### **SYNTAX**

```
qos trust <cos> <cos-dscp> < dscp> <ip-precedence>
```

### **Parameters**

cos	Prioritize packet based on the CoS/802.1p field in the VLAN tag
cos-dscp	Uses the CoS mode for non-IP packet and DSCP mode for IP packet
dscp	Prioritize packet based on the DSCP field in the IP header
ip-precedence	Prioritize packet based on the ip precedence

### **EXAMPLE 1**

```
SM16TAT2SA(config)# qos trust cos-dscp
SM16TAT2SA(config)# do show qos
Global trust mode: CoS-DSCP
SM8TAT2SA(config)# qos trust cos
SM8TAT2SA(config)# qos trust cos-dscp
SM8TAT2SA(config)# qos trust dscp
SM8TAT2SA(config)# qos trust ip-precedence
SM8TAT2SA(config)#
SM8TAT2SA(config)# do show qos interface GigabitEthernet 1/5
interface GigabitEthernet 1/5
  qos cos 0
  qos source-cos c-tag
  qos trust disabled
  qos remark cos disabled
  qos remark dscp disabled
  qos remark ip-precedence disabled
  qos policer mode: disabled, rate: 1000000 Kbps
  qos shaper mode: disabled, rate: 1000000 Kbps
  qos queue-shaper queue 0 mode: disabled, rate: 1000000 Kbps
  qos queue-shaper queue 1 mode: disabled, rate: 1000000 Kbps
  qos queue-shaper queue 2 mode: disabled, rate: 1000000 Kbps
  qos queue-shaper queue 3 mode: disabled, rate: 1000000 Kbps
  qos queue-shaper queue 4 mode: disabled, rate: 1000000 Kbps
  qos queue-shaper queue 5 mode: disabled, rate: 1000000 Kbps
  qos queue-shaper queue 6 mode: disabled, rate: 1000000 Kbps
```

```
qos queue-shaper queue 7 mode: disabled, rate: 1000000 Kbps
qos storm broadcast mode: disabled, rate: 500 Kbps
qos storm unknown-multicast mode: disabled, rate: 500 Kbps
qos storm unknown-unicast mode: disabled, rate: 500 Kbps
qos scheduler mode: strict-priority
```

```
SM8TAT2SA(config)#
```

### 3-3 spanning-tree

Configure Spanning Tree Protocol (STP).

#### Table : configure spanning-tree Commands

<b>Command</b>	<b>Function</b>
<code>mode</code>	STP protocol mode
<code>mst</code>	STP bridge instance

#### `mode`

Configure STP protocol mode.

#### SYNTAX

```
spanning-tree mode { stp | rstp | mstp }
```

#### Parameters

<code>mstp</code>	Multiple Spanning Tree (802.1s)
<code>rstp</code>	Rapid Spanning Tree (802.1w)
<code>stp</code>	802.1D Spanning Tree

#### EXAMPLE

```
SM16TAT2SA(config)# spanning-tree mode mstp
SM16TAT2SA(config)# do show spanning-tree mst ?
<0-4094>      MST instance ID , 0 is for CIST (0..4094)
configuration MST Region Info and MSTI VLAN map
SM16TAT2SA(config)# do show spanning-tree mst configuration
Multiple Spanning Tree Protocol : Enable
Force Version : MSTP
Region Name : 00-40-C7-1C-CB-6E
Revision Level : 50
MSTI 0 (CIST) : vlan 1-3,10-19,21-4094
MSTI 1 : vlan 20
MSTI 2 : vlan 4-9
SM16TAT2SA(config)#
```



## **mst**

Configure STP bridge instance.

### **SYNTAX**

```
spanning-tree mst <Instance : 0-7> priority <Prio : 0-61440>  
spanning-tree mst < Instance : 0-7> vlan <vlan_list>  
spanning-tree mst forward-time <Fwdtime : 4-30>  
spanning-tree mst max-age <Maxage : 6-40> [ forward-time <Fwdtime : 4-30> ]  
spanning-tree mst max-hops <Maxhops : 6-40>  
spanning-tree mst name <Name : word32> revision <0-65535>
```

### **Parameters**

<0-4094>	MST instance ID , 0 is for CIST (0..4094)
forward-time	Delay between port states
max-hops	MSTP bridge max hop count
max-age	Max bridge age before timeout
name	Name keyword
vlan	VLAN keyword
priority	Priority of the instance
<vlan_list>	Range of VLANs (1-4095)
<0-61440>	Priority value (0..61440)

### **EXAMPLE**

```
SM8TAT2SA(config)# spanning-tree mst 1 priority 2000  
SM8TAT2SA(config)# do show spanning-tree mst configuration  
Multiple Spanning Tree Protocol : Enable  
Force Version : RSTP  
Region Name : BobB  
Revision Level : 3  
  
MSTI 0 (CIST) : vlan 1,3-4,6-19,41-99,201-4094  
MSTI 1 : vlan 2,5,20-40  
MSTI 2 : vlan 100-200  
  
SM8TAT2SA(config)#
```

## 5. Interface Config Mode Commands

Configure a specified interface:

**vlan** VLAN interface configurations  
**GigabitEthernet** 1 Gigabit Ethernet Port

### 5-1-1 Configure VLAN Interface

#### SYNTAX

**<vlan\_list>** List of VLAN interface numbers (1-4095)

#### Parameters

do	To run exec commands in config mode
end	Go back to EXEC mode
exit	Exit from current mode
ip	Interface Internet Protocol config commands
ipv6	Interface IPv6 config commands
no	Negate a command or set its defaults
address	Address configuration
dhcp	Dynamic Host Configuration Protocol
igmp	ip mode
<ipv4_addr>	IP address (X.X.X.X)
dhcp	Enable DHCP client
<ipv4_netmask>	IP netmask (X.X.X.X)
snooping	Snooping IGMP
compatibility	Interface compatibility
last-member-query-interval	Last Member Query Interval in tenths of seconds
querier	IGMP Querier configuration
query-interval	Query Interval in seconds
query-max-response-time	Query Response Interval in tenths of seconds
robustness-variable	Robustness Variable
unsolicited-report-interval	Unsolicited Report Interval in seconds
fallback	DHCP fallback settings

#### EXAMPLE

```
SM16TAT2SA(config-if-vlan)# ip address 192.168.1.77 255.255.255.0
SM16TAT2SA(config-if-vlan)# ip igmp snooping
SM16TAT2SA(config-if-vlan)# exit
SM8TAT2SA(config)#
```

## 5-1-1 Configure 1 Gigabit Ethernet Port

### Parameters

<port_list>	Port List S/X-Y,Z (1/1-18) or (1/1-10)
!	Comments
aggregation	Aggregation port membership
description	Configure interface description
do	To run exec commands in config mode
dot1x	IEEE Standard for port-based Network Access Control
duplex	Interface duplex
exit	Exit from current mode
flowcontrol	Traffic flow control
green-ethernet	Green ethernet (Power reduction)
ip	Internet Protocol
lacp	LACP port configuration
lldp	LLDP configurations on port
loop-protect	Loop protection configuration on port
mac	MAC keyword
mvr	Multicast VLAN Registration configuration
no	Negate a command or set its defaults
poe	Power Over Ethernet
port-security	Enable/disable port security per interface
pvlan	PVLAN configure
qos	Quality of Service
rmon	Configure Remote Monitoring on an interface
shutdown	Shutdown of the interface
spanning-tree	Spanning Tree protocol.
speed	configures interface speed.
switchport	Switching mode characteristics
lacp	dynamic aggregation using LACP
static	Static aggregation
key	LACP key value
<1-8>	Lacp key (1..8)
auto	Auto negotiation of duplex mode.
full	Forced full duplex.
half	Forced half duplex.
off	Disable flow control

---

on	Enable flow control
eee	Powering down of PHYs when there is no traffic.
arp	Address Resolution Protocol
dhcp	Dynamic Host Configuration Protocol
igmp	ip mode
verify	verify command
role	Active / Passive (speak if spoken to) role
timeout	The period between BPDU transmissions
receive	Enable/Disable decoding of received LLDP frames
transmit	Enable/Disabled transmission of LLDP frames
cdp-aware	CDP discovery information is added to the LLDP neighbor table
med	Media Endpoint Discovery
tlv-select	Which optional TLVs to transmit
action	Action if loop detected
tx-mode	Actively generate PDUs
address-table	MAC table configuration
learning	Port learning mode
secure	Port Secure mode
immediate-leave	Immediate leave configuration
vlan	MVR multicast VLAN list
mode	PoE mode
power	Setting maximum power for port in allocation mode
priority	Interface priority
auto-check	PoE Auto Check
port-profile	poe scheduling profile
delay-mode	Enable PoE power delay mode
delay-time	PoE Power Delay Time
enable	Set mode to PoE Enable (Maximum power 30.0 W)
disable	Set mode to PoE Disable
force	The switch port will power up the linked PD without any detect/negotiate mechanism (PD limited to 30W)
<1-30>	Power in watts (1..30)
critical	Set priority to critical
high	Set priority to high
low	Set priority to low
ip	Set IP address

---

startup-time	Set Startup Time
interval-time	Set Interval Time
retry-time	Set Retry Time
failure-action	Set Failure Action
reboot-time	Set Reboot Time
name	poE scheduling profile name
word32	The ASCII name for the profile (word32)
<0-300>	Setting power delay time (0..300)
reopen	When the port shutdown, reopen can open this port.
maximum	Maximum number of MAC addresses that can be learned on this set of interfaces
violation	The action involved with exceeding the limit<Number of addresses> value is 1..1024
protect	Don't do anything
shutdown	Shutdown port
trap	Send an SNMP trap
trap-shutdown	Send an SNMP trap and shutdown the port
<pvlan_list>	PVLAN ID to show configuration for (1-18)
isolation	show isolation configuration
cos	Configure the default CoS value for a port
policer	Policer configuration
queue-shaper	Queue shaper configuration
remark	Configure remarking state of each port
shaper	Shaper configuration
source-cos	Source of CoS value
storm	Storm control configuration
trust	Port prioritize ingress traffic is based on the global trusted mode
wfq	Weighted fair queue configuration
wrr	Weighted round robin configuration
<0-127>	Weight for queue 0 (0..127) (wfq)
<0-127>	Weight for queue 0 (0..127) (wrr)
collection	Configure Remote Monitoring Collection on an interface
stats	Configure statistics
history	Configure history
edge	Edge port
link-type	Port link-type
mst	STP bridge instance
restricted-role	Port role is restricted (never root port)

---

restricted-tcn	Restrict topology change notifications
auto	configure auto speed
10	configure 10M full duplex speed
100	configure 100M full duplex speed
1000	configure 1G full duplex speed
voice	Voice appliance attributes
access	Set access mode characteristics of the interface
hybrid	Change PVID for hybrid port
mode	Set mode of the interface
trunk	Change PVID for trunk port
vlan	VLAN commands
vlan	Vlan for voice traffic
mode	Set Voice VLAN port mode
security	Enable Voice VLAN port security mode
discovery-protocol	Set Voice VLAN port discovery protocol
vid	Set an entry VLAN ID
vlan	Set VLAN when interface is in access mode
<vlan_id>	VLAN ID of the VLAN when this port is in access mode (1-4095)
acceptable-frame-type	Set acceptable frame type on a port
allowed	Set allowed VLAN characteristics when interface is in hybrid mode
egress-tag	Egress VLAN tagging configuration
ingress-filtering	VLAN Ingress filter configuration
native	Set native VLAN
port-type	Set port type
access	Set mode to ACCESS unconditionally
hybrid	Set mode to HYBRID unconditionally
trunk	Set mode to TRUNK unconditionally
allowed	Set allowed VLAN characteristics when interface is in trunk mode
native	Set native VLAN
vlan	Vlan commands
protocol	Protocol-based VLAN status
mapping	The VLAN IDs to be mapped
group	Protocol-based VLAN group commands
word16	Group Name (Range: 1 - 16 characters) (word16)
<vlan_list>	The customer VID (C-VLAN) entering the switch from the customer network (1-4095)

**EXAMPLE**

```
SM16TAT2SA(config)# interface GigabitEthernet 1/4-8
SM16TAT2SA(config-if)# duplex auto
SM16TAT2SA(config-if)# flowcontrol on
SM16TAT2SA(config-if)# green-ethernet eee
SM16TAT2SA(config-if)# poe delay-mode
SM16TAT2SA(config-if)# poe delay-time 60
SM16TAT2SA(config-if)# port-security reopen
SM16TAT2SA(config-if)# port-security maximum 600
SM16TAT2SA(config-if)# pvlan isolation
SM16TAT2SA(config-if)#
```

**EXAMPLE**

```
SM8TAT2SA(config)# interface GigabitEthernet 1/2-7
SM8TAT2SA(config-if)# poe ?
  mode          PoE mode
  power         Setting maximum power for port in allocation mode
  priority      Interface priority
  auto-check    PoE Auto Check
  port-profile  poe scheduling profile
  delay-mode    Enable PoE power delay mode
  delay-time    PoE Power Delay Time
SM8TAT2SA(config-if)# poe power limit 45
Maximum Power must be an integer value between 1 and 30 W
SM8TAT2SA(config-if)# poe power limit 30
SM8TAT2SA(config-if)# poe auto-check ip 192.168.1.99 max-reboot-times ?
  <0-10> Max-Reboot-Times (0..10)
SM8TAT2SA(config-if)# poe auto-check ip 192.168.1.99 max-reboot-times 2
SM8TAT2SA(config-if)# poe auto-check ip 192.168.1.99 reboot-time ?
  <3-120> Reboot-Time (3..120)
SM8TAT2SA(config-if)# poe auto-check ip 192.168.1.99 reboot-time 60
SM8TAT2SA(config-if)#
```

**Messages:** *Maximum Power must be an integer value between 1 and 30 W*

## 5-1 Interface Config Mode Commands

### 5-1-1 config interface vlan Commands

The VLAN Interface number limitation is eight VLANs per switch.

**Command:** **!**

Description: Comments

Syntax:

Parameters: **!**                    Comments  
                   Arguments        ignored comment text  
                   <cr>

Example:

```
SM8TAT2SA(config-if-vlan)# ! a aaa
SM8TAT2SA(config-if-vlan)#
```

**Command:** **do**

Description: Run exec commands in Interface Config mode.

Syntax: **do** <command>

Parameters: clear            configure        copy            delete            diagnostics        dir  
                   find-switch     firmware        logout          more            ping                reload  
                   show            ssl             terminal        traceroute

Example:

```
SM8TAT2SA(config-if-vlan)# do show vlan
VLAN  Name                               Members    Untagged
-----
 1  default                               Gi 1/1     Gi 1/1
                               Gi 1/2     Gi 1/2
                               Gi 1/3     Gi 1/3
                               Gi 1/4     Gi 1/4
                               Gi 1/5     Gi 1/5
                               Gi 1/6     Gi 1/6
                               Gi 1/7     Gi 1/7
                               Gi 1/8     Gi 1/8
                               Gi 1/9     Gi 1/9
```



```
Gi 1/10 Gi 1/10
SM8TAT2SA(config-if-vlan)#
```

**Command:** **end**

Description: Go back to EXEC mode.

Syntax: **end** <cr>

Parameters: None.

Example:

```
SM8TAT2SA(config-if-vlan)# end
SM8TAT2SA#
```

**Command:** **exit**

Description: Exit from current mode.

Syntax: **exit** <cr>

Parameters: None.

Example:

```
SM8TAT2SA(config-if-vlan)# exit
SM8TAT2SA(config)#
```

**Command:** **ip**

Description: Set Interface Internet Protocol parameters for a VLAN interface.

Syntax: **ip** <address | dhcp | igmp>

Parameters:	address	Address configuraton
	dhcp	Dynamic Host Configuration Protocol
	igmp	ip mode
	<ipv4_addr>	IP address (X.X.X.X)
	<ipv4_netmask>	IP netmask (X.X.X.X)
	fallback	DHCP fallback settings
	<ipv4_netmask>	IP netmask (X.X.X.X)
	timeout	DHCP fallback timeout
	<0-4294967295>	DHCP fallback timeout in seconds (0..4294967295)
	compatibility	Interface compatibility
	last-member-query-interval	Last Member Query Interval in tenths of seconds
	querier	IGMP Querier configuration
	query-interval	Query Interval in seconds
	query-max-response-time	Query Response Interval in tenths of seconds
	robustness-variable	Robustness Variable (RV)
	unsolicited-report-interval	Unsolicited Report Interval in seconds
	auto	Compatible with IGMPv1/IGMPv2/IGMPv3
	v1	Forced IGMPv1
	v2	Forced IGMPv2
	v3	Forced IGMPv3
	<lpmcQi : 1-31744>	1 - 31744 seconds (1..31744)
	<lpmcQri : 0-31744>	0 - 31744 tenths of seconds (0..31744)
	<lpmcRv : 1-255>	Packet loss tolerance count from 1 to 255 (1..255)
	<lpmcUri : 0-31744>	0 - 31744 seconds (0..31744)
	<cr>	

**Example:**

```
SM8TAT2SA(config-if-vlan)# ip address dhcp fallback 192.168.1.77 255.255.255.0 timeout 60000
SM8TAT2SA(config-if-vlan)# ip igmp snooping querier
SM8TAT2SA(config-if-vlan)# ip igmp snooping query-max-response-time 400
SM8TAT2SA(config-if-vlan)# ip igmp snooping robustness-variable 30
SM8TAT2SA(config-if-vlan)#
```

**Command:** **ipv6**

Description: Configure IPv6 parameters for a VLAN interface.

Syntax: **ipv6** <address | mld>

Parameters:	address	Address configuraton
	mld	ipv6 mode
	<ipv6_subnet>	IPv6 prefix x:x::y/z (X:X:X:X:X:X/0-128)
	snooping	Snooping MLD
	compatibility	Interface compatibility
	last-member-query-interval	Last Member Query Interval in tenths of seconds
	querier	MLD Querier configuration
	query-interval	Query Interval in seconds
	query-max-response-time	Query Response Interval in tenths of seconds
	robustness-variable	Robustness Variable
	unsolicited-report-interval	Unsolicited Report Interval in seconds
	auto	Compatible with MLDv1/MLDv2
	v1	Forced MLDv1
	v2	Forced MLDv2
	<MldLmqi : 0-31744>	0 - 31744 tenths of seconds (0..31744)
	<MldQi : 1-31744>	1 - 31744 seconds (1..31744)
	<MldQri : 0-31744>	0 - 31744 tenths of seconds (0..31744)
	<MldRv : 1-255>	Packet loss tolerance count from 1 to 255 (1..255)
	<MldUri : 0-31744>	0 - 31744 seconds (0..31744)
	<cr>	

Example:

```
SM8TAT2SA(config-if-vlan)# ipv6 mld snooping last-member-query-interval 3000
SM8TAT2SA(config-if-vlan)# ipv6 mld snooping querier
SM8TAT2SA(config-if-vlan)# ipv6 mld snooping robustness-variable 175
SM8TAT2SA(config-if-vlan)# ipv6 mld snooping unsolicited-report-interval 9000
SM8TAT2SA(config-if-vlan)#
```

**Command:** **no**

**Description:** Negate a command or set its defaults.

**Syntax:** **no** <ip | ipv6>

**Parameters:**

ip	Interface Internet Protocol config commands
ipv6	Interface IPv6 config commands
address	Address configuraton
dhcp	Dynamic Host Configuration Protocol
igmp	Internet Group Management Protocol
server	Disable DHCP server
querier	IGMP Querier configuration
mld	Multicast Listener Discovery
<ipv6_subnet>	IPv6 prefix x:x::y/z (X:X:X:X:X:X/0-128)
snooping	Snooping MLD
querier	MLD Querier configuration
<cr>	

**Example:**

```
SM8TAT2SA(config-if-vlan)# no ip dhcp server
SM8TAT2SA(config-if-vlan)# no ipv6 address
SM8TAT2SA(config-if-vlan)# no ipv6 mld snooping querier
SM8TAT2SA(config-if-vlan)#
```

**Messages:**

```
SM8TAT2SA-DC(config)# interface vlan 2-300
ERROR: Interface number limitation reached (VLAN: 9)
SM8TAT2SA-DC(config-if-vlan)#
```

## 5-1-2 config interface GigabitEthernet 1/1-10 Commands

**Command:** **!**

Description: Comments

Syntax: **!** <text>

Parameters: Arguments ignored comment text  
<cr>

Example:

```
SM8TAT2SA(config-if)# ! ?
Arguments ignored comment text
<cr>
SM8TAT2SA(config-if)# ! ignore-comment
SM8TAT2SA(config-if)#
```

**Command:** **aggregation**

Description: Configure port aggregation membership.

Syntax: **aggregation** <lacp | static>

Parameters: lacp dynamic aggregation using LACP  
static Static aggregation  
key LACP key value  
<1-8> LACP key (1..8)  
<1-8> Static aggregation group number (1..8)

Example:

```
SM8TAT2SA(config-if)# aggregation lacp key 1
SM8TAT2SA(config-if)# aggregation static group 1
SM8TAT2SA(config-if)#
```

**Command:** [description](#)

Description: Configure interface description for a port.

Syntax: **description** <word>

Parameters: word63 Interface description. (word63)  
<cr>

Example:

```
SM8TAT2SA(config-if)# description port(s)2-6
SM8TAT2SA(config-if)#
```

**Command:** [do](#)

Description: Run Exec commands in Config mode.

Syntax: **do** <command>

Parameters: clear            configure        copy            delete          diagnostics    dir  
              find-switch    firmware        logout          more            ping            reload  
              show            ssl             terminal        traceroute

Example:

```
SM8TAT2SA(config-if)# do terminal exec-timeout 1440
SM8TAT2SA(config-if)# do show ip interface brief
Interface            Address                    Method            Status
-----
VLAN1                10.0.4.3/24                Manual            UP
SM8TAT2SA(config-if)#
```

**Command:** **dot1x**

Description: Configure IEEE 802.1x Standard parameters for port-based Network Access Control.

Syntax: **dot1x** < re-authenticate | port-control | guest-vlan | radius-vlan >

Parameters:	re-authenticate	Refresh (restart) 802.1X authentication process.
	port-control	Sets the port security state.
	guest-vlan	Enables/disables guest VLAN.
	radius-vlan	Enables/disables per-port state of RADIUS-assigned VLAN.
	auto	Port-based 802.1X Authentication.
	force-authorized	Port access is allowed
	force-unauthorized	Port access is not allowed
	mac-based	Switch authenticates on behalf of the client
	multi	Multiple Host 802.1X Authentication
	single	Single Host 802.1X Authentication

**Example:**

```
SM8TAT2SA(config-if)# dot1x re-authenticate
SM8TAT2SA(config-if)# dot1x port-control
SM8TAT2SA(config-if)# dot1x port-control auto
SM8TAT2SA(config-if)# dot1x port-control force-authorized
SM8TAT2SA(config-if)# dot1x guest-vlan
SM8TAT2SA(config-if)# dot1x guest-vlan
SM8TAT2SA(config-if)# dot1x re-authenticate
SM8TAT2SA(config-if)# dot1x radius-vlan
SM8TAT2SA(config-if)#
```

**Command:** **duplex**

Description: Configure duplex mode for an interface.

Syntax: **duplex** <auto | half | full>

Parameters: auto Auto negotiation of duplex mode.  
full Forced full duplex.  
half Forced half duplex.

Example:

```
SM8TAT2SA(config-if)# duplex auto
SM8TAT2SA(config-if)# duplex half
SM8TAT2SA(config-if)# duplex full
SM8TAT2SA(config-if)#
```

**Command:** **exit**

Description: Exit from current mode.

Syntax: **exit** <cr>

Parameters: None.

Example:

```
SM8TAT2SA(config-if)# exit
SM8TAT2SA(config)#
```

**Command:** **flowcontrol**

Description: Configure traffic flow control.

Syntax: **flowcontrol** <on | off>

Parameters: off Disable flow control  
on Enable flow control

Example:

```
SM8TAT2SA(config-if)# flowcontrol off
SM8TAT2SA(config-if)# flowcontrol on
SM8TAT2SA(config-if)#
```



**Command:** [green-ethernet](#)

**Description:** Configure Green Ethernet (Power reduction).

**Syntax:** **green-ethernet** eee <cr>

**Parameters:** eee        Powering down of PHYs when there is no traffic.

**Example:**

```
SM8TAT2SA(config-if)# green-ethernet eee
```

```
SM8TAT2SA(config-if)#
```

**Command:** **ip**

Description: Configure Internet Protocol parameters for an interface.

Syntax: **ip** <arp | dhcp | igmp[ | verify]>

Parameters:	arp	Address Resolution Protocol
	dhcp	Dynamic Host Configuration Protocol
	igmp	ip mode
	verify	verify command
	check-vlan	ARP inspection VLAN mode config
	logging	ARP inspection logging mode config
	trust	ARP inspection trust config
	dhcp	snooping
	igmp	snooping
	arp	inspection
	source	verify source
	limit	limit command
	<0-2>	the number of limit
	immediate-leave	Immediate leave configuration
	max-groups	IGMP group throttling configuration
	mrouter	Multicast router port configuration
	filter	Access control on IGMP multicast group registration
	<Throttling : 1-10>	Maximum number of IGMP group registration (1..10)
	word16	Profile name in 16 char's (word16)
	inspection	ARP inspection
	all	log all entries
	deny	log denied entries
	permit	log permitted entries
	snooping	DHCP snooping
	trust	DHCP Snooping trust config
	snooping	IGMP Snooping

Example:

```
SM8TAT2SA(config-if)# ip arp inspection check-vlan
SM8TAT2SA(config-if)# ip dhcp snooping trust
SM8TAT2SA(config-if)# ip igmp snooping max-groups 4
SM8TAT2SA(config-if)# ip verify source limit 1
SM8TAT2SA(config-if)# ip igmp snooping filter Profile-1
```

**Command:** **ipmc**

Description: Configure IPv4 multicast parameters for an interface.

Syntax: **ipmc** <arp | dhcp | igmp[ | verify> <! | description | do | exit | no | range>

Parameters:

profile	Ipmc profile provides the rules for specific group addresses.
range	A range of IPv4/IPv6 multicast addresses for the profile
mode	IPMC profile mode
word16	Range entry name in 16 char's (word16)
<ipv4_mcast>	Valid IPv4 multicast address (X.X.X.X)
!	Comments
description	Additional description about the profile in 64 char's
do	To run exec commands in config mode
exit	Exit from current mode
no	Negate a command or set its defaults
deny	Deny matching addresses
permit	Permit matching addresses
log	Log when matching
<cr>	

**Example:**

```
SM8TAT2SA(config)# ipmc profile BobB
SM8TAT2SA(config-ipmc-profile)# range TomT permit log
SM8TAT2SA(config-ipmc-profile)# range TomT deny
SM8TAT2SA(config-ipmc-profile)#
```

**Command:** **lacp**

Description: Configure Link Aggregation Control Protocol port parameters for an interface.

Syntax: **lacp** <role | timeout>

Parameters:	role	Active / Passive (speak if spoken to) role
	timeout	The period between BPDU transmissions
	active	Transmit LACP BPDUs continuously
	passive	Wait for neighbor LACP BPDUs before transmitting
	fast	Transmit BPDU each second (fast timeout)
	slow	Transmit BPDU each 30th second (slow timeout)

Example:

```
SM8TAT2SA(config-if)# lacp role active
SM8TAT2SA(config-if)# lacp role passive
SM8TAT2SA(config-if)# lacp timeout fast
SM8TAT2SA(config-if)# lacp timeout slow
SM8TAT2SA(config-if)#
```

**Command:** **lldp**

Description: Configure Link Level Discovery Protocol parameters for an interface.

Syntax: **lldp** <receive | transmit | cdp-aware | med >

Parameters:	receive	Enable/Disable decoding of received LLDP frames
	transmit	Enable/Disabled transmission of LLDP frames
	cdp-aware	CDP discovery information is added to the LLDP neighbor table
	med	Media Endpoint Discovery
	tlv-select	Which optional TLVs to transmit
	media-vlan	Media VLAN assignment
	policy-list	Assignment of policies
	<policy_list>	e.g. 0,1,2, (0-31)
	management-address	Enable/Disable transmission of management address.
	port-description	Enable/Disable transmission of port description.
	system-capabilities	Enable/Disable transmission of system capabilities.
	system-description	Enable/Disable transmission of system description.
	system-name	Enable/Disable transmission of system name.

**Example:**

```
SM8TAT2SA(config-if)# lldp receive
SM8TAT2SA(config-if)# lldp transmit
SM8TAT2SA(config-if)# lldp cdp-aware
SM8TAT2SA(config-if)# lldp med media-vlan policy-list 0
SM8TAT2SA(config-if)# lldp tlv-select management-address
SM8TAT2SA(config-if)# lldp tlv-select port-description
SM8TAT2SA(config-if)#
```

**Command:** **loop-protect**

Description: Configure Loop protection parameters for an interface.

Syntax: **loop-protect** <action | tx-mode | shutdown | log>

Parameters:

action	Action if loop detected
tx-mode	Actively generate PDUs
shutdown	Shutdown port
log	Generate log

Example:

```
SM8TAT2SA(config-if)# loop-protect action shutdown log
SM8TAT2SA(config-if)# loop-protect tx-mode
SM8TAT2SA(config-if)# loop-protect
SM8TAT2SA(config-if)#
```

**Command:** **mac**

Description: Configure MAC keyword parameters for an interface.

Syntax: **mac** < address-table learning secure>

Parameters: learning Port learning mode

Example:

```
SM8TAT2SA(config-if)# mac address-table learning secure
SM8TAT2SA(config-if)#
```

**Command:** `mtu`

**Description:** Configure Maximum Transmission Units to set max. frame size. Set Maximum Frame Size per System (max= 10,000, default value = 10,000). Enter the maximum frame size allowed for the switch port, including FCS. The range is 1518-4776 bytes. **Note:** This command was removed at FW v1.04.0020; see the 'max-frame-size' Config mode command.

**Syntax:** `mtu <max_length>`

**Parameters:** 1518-4776 Maximum frame size in bytes.

**Example:**

```
SM24DP4XA(config-if)# do show interface GigabitEthernet 1/6 status
Interface           Mode      Speed & Duplex  Flow Control  Max Frame  Excessive  Link
-----
GigabitEthernet 1/6  enabled  Auto            disabled      4776      Discard    Down
SM24DP4XA(config-if)# mtu 2500
SM24DP4XA(config-if)# do show interface GigabitEthernet 1/6 status
Interface           Mode      Speed & Duplex  Flow Control  Max Frame  Excessive  Link
-----
GigabitEthernet 1/6  enabled  Auto            disabled      2500      Discard    Down
SM24DP4XA(config-if)#
```

**Command:** **mvr**

Description: Configure Multicast VLAN Registration parameters for an interface.

Syntax: **mvr** < immediate-leave | vlan >

Parameters:

immediate-leave	Immediate leave configuration
vlan	MVR multicast VLAN list
<vlan_list>	MVR multicast VLAN list (1-4095)
type	MVR multicast VLAN port role
receiver/source	port role
type	MVR multicast VLAN port role

Example:

```
SM8TAT2SA(config-if)# mvr vlan 100-200 type source
The error while request to the config daemon.
SM8TAT2SA(config-if)# mvr vlan 200 type receiver
SM8TAT2SA(config-if)# mvr vlan 200 type source
SM8TAT2SA(config-if)#
```

**Command:** **no**

Description: Negate a command or set its defaults in Interface Config mode.

Syntax: **no** <command>

Parameters:

aaa	access	access-list	aggregation	clock	description
dot1x	duplex	flowcontrol	green-ethernet	interface	ip
ipmc	ipv6	lACP	lldp	logging	loop-protect
mac	map-api-key	max-frame-size	monitor	mvr	ntp
poE	port-security	privilege	pvlan	qos	radius-server
rmon	shutdown	smtp	snmp-server	spanning-tree	speed
switchport	system	tacacs-server	trap	upnp	username
vlan	voice				

Example:

```
SM8TAT2SA(config-if)# no flowcontrol
SM8TAT2SA(config-if)# no shutdown
SM8TAT2SA(config-if)#
```



**Command:** **poe**

Description: Configure Power Over Ethernet parameters for an interface.

Syntax: **poe** < mode | power | priority | auto-check | port-profile | delay-mode | delay-time>

**Parameters:**

mode	PoE mode
power	Setting maximum power for port in allocation mode
priority	Interface priority
auto-check	PoE Auto Check
port-profile	poe scheduling profile
delay-mode	Enable PoE power delay mode
delay-time	PoE Power Delay Time
enable	Set mode to PoE Enable (Maximum power 30.0 W)
disable	Set mode to PoE Disable
force	The switch port will power up the linked PD without any detect/negotiate mechanism (PD limited to 30W)
limit	The maximum power
Unsigned integer	Power in watts
critical	Set priority to critical
high	Set priority to high
low	Set priority to low
ip	Set IP address
startup-time	Set Startup Time
interval-time	Set Interval Time
retry-time	Set Retry Time
failure-action	Set Failure Action
reboot-time	Set Reboot Time
max-reboot-times	Set Max Reboot Times
<0-10>	Max-Reboot-Times (0..10)
name	poe scheduling profile name
word32	The ASCII name for the profile (word32)
<0-300>	Setting power delay time (0..300)

**Example:**

```
SM8TAT2SA(config-if)# poe power limit 30
SM8TAT2SA(config-if)# poe priority critical
SM8TAT2SA(config-if)# poe auto-check ip 18.22.34.56 startup-time 30 failure-action reboot
```

```
max-reboot-times 4
SM8TAT2SA(config-if)# poe port-profile name Prof-1
SM8TAT2SA(config-if)# poe mode force
SM8TAT2SA(config-if)# poe delay-mode
SM8TAT2SA(config-if)# poe delay-time 125
SM8TAT2SA(config-if)#
```

**PoE Mode:** represents the PoE operating mode for the port (Enabled, Disabled, or Force), where:

**Disabled:** PoE disabled for the port (default).

**Enabled:** Enables PoE IEEE 802.3at (Class 4 PDs limited to 30W) (default).

**Force:** The switch port will power up the linked PD without any detect/negotiate mechanism (PD limited to 30W).

**Note:** Only connect PDs which support a power input of 48~56V to prevent damage to PDs.

When the port changes to Force mode, the port's PoE LED will light immediately. Select Force mode for devices that do not do PoE negotiation (e.g., for a PoE DSRC RSU).

**Caution:** Forcing the switch to send POE to non-POE devices can physically damage those devices.

**Messages:**

*Maximum Power must be an integer value between 1 and 30 W*

*PoE force mode selection is already open.*

**Command:** **port-security**

Description: Enable/disable port security per interface.

Syntax: **port-security** < reopen | maximum | violation >

Parameters:

reopen	When the port shutdown, reopen can open this port.
maximum	Maximum number of MAC addresses that can be learned on this set of interfaces
violation	The action involved with exceeding the limit
protect	Don't do anything
shutdown	Shutdown port
trap	Send an SNMP trap
trap-shutdown	Send an SNMP trap and shutdown the port
<Number of addresses>	value is 1..1024 (1..1024) maximum number of MAC addresses

Example:

```
SM8TAT2SA(config-if)# port-security violation protect
SM8TAT2SA(config-if)# port-security violation trap
SM8TAT2SA(config-if)# port-security violation trap-shutdown
SM8TAT2SA(config-if)#
```

**Command:** **pvlan**

Description: Configure Private VLAN parameters for an interface.

Syntax: **pvlan** < pvlan\_list | isolation >

Parameters: <pvlan\_list> PVLAN ID to show configuration for (1-10)  
isolation show isolation configuration

Example:

```
SM8TAT2SA(config-if)# pvlan 1
SM8TAT2SA(config-if)# pvlan isolation
SM8TAT2SA(config-if)#
```

**Command:** **qos**

Description: Configure Quality of Service parameters for an interface.

Syntax: **qos** < cos | policer | queue-shaper | remark | shaper | source-cos | storm | trust | wfq | wrr >

## Parameters:

cos	Configure the default CoS value for a port
policer	Policer configuration
queue-shaper	Queue shaper configuration
remark	Configure remarking state of each port
shaper	Shaper configuration
source-cos	Source of CoS value
storm	Storm control configuration
trust	Port prioritize ingress traffic is based on the global trusted mode
wfq	Weighted fair queue configuration
wrr	Weighted round robin configuration
<0-7>	Specify the default class of service (0..7)
<16-1000000>	Policer rate in kbps. Internally rounded up to the nearest value supported by the port policer. (16..1000000)
queue	Specify queue.
<0~7>	Specific queue or range (0-7)
<16-1000000>	Shaper rate in kbps. Internally rounded up to the nearest value supported by the queue shaper (16..1000000).
cos	Remarking CoS value
dscp	Remarking DSCP value
ip-precedence	Remarking IP precedence value
c-tag	Get CoS value in customer VLAN tag
s-tag	Get CoS value in service VLAN tag
broadcast	Broadcast packets
unknown-multicast	Unknown multicast packets
unknown-unicast	Unknown unicast packets
<0-262143>	Policer rate in packets per second (0..262143)

## Example:

```
SM8TAT2SA(config-if)# qos cos 0
SM8TAT2SA(config-if)# qos policer 50000
SM8TAT2SA(config-if)# qos queue-shaper queue 0 50000
```

```
SM8TAT2SA(config-if)# qos remark cos
SM8TAT2SA(config-if)# qos remark dscp
SM8TAT2SA(config-if)# qos remark ip-precedence
SM8TAT2SA(config-if)# qos source-cos c-tag
SM8TAT2SA(config-if)# qos source-cos s-tag
SM8TAT2SA(config-if)# qos storm broadcast 5000
SM8TAT2SA(config-if)# qos storm unknown-multicast 20000
SM8TAT2SA(config-if)# qos trust
SM8TAT2SA(config-if)#
```

**Command:** **rmon**

**Description:** Configure Remote Monitoring parameters for an interface.

**Syntax:** **rmon** <collection | stats | history>

<b>Parameters:</b>	collection	Configure Remote Monitoring Collection on an interface
	stats	Configure statistics
	history	Configure history
	<1-65535>	Statistics entry ID (1..65535)
	buckets	Requested buckets of intervals. Default is 50 buckets
	interval	Interval to sample data for each bucket. Default is 1800 seconds
	<1-65535>	Requested buckets of intervals (1..65535)
	<1-3600>	Interval in seconds to sample data for each bucket (1..3600)

**Example:**

```
SM8TAT2SA(config-if)# rmon collection stats 5000
SM8TAT2SA(config-if)# rmon collection history 4000 buckets 9000 interval 2500

SM16TAT2SA(config-if)# rmon collection history 10 buckets 5000 interval 900
SM16TAT2SA(config-if)#
```

**Command:** **shutdown**

Description: Shutdown of the interface.

Syntax: **shutdown** <cr>

Parameters: None.

Example:

```
SM8TAT2SA(config-if)# shutdown
```

**Command:** **spanning-tree**

Description: Configure Spanning Tree protocol parameters for an interface.

Syntax: **spanning-tree** <edge | link-type | mst | restricted-role | restricted-tcn >

Parameters:

edge	Edge port
link-type	Port link-type
mst	STP bridge instance
restricted-role	Port role is restricted (never root port)
restricted-tcn	Restrict topology change notifications
auto	Auto detect
point-to-point	Forced to point-to-point
shared	Forced to Shared
<0-4094>	MST instance ID , 0 is for CIST (0..4094)
cost	STP Cost of this port
port-priority	STP priority of this port
<0-200000000>	Cost Range (0..200000000)
auto	Use auto cost
<0-240>	Port Priority value (0..240)

Example:

```
SM8TAT2SA(config-if)# spanning-tree edge
SM8TAT2SA(config-if)# spanning-tree link-type point-to-point
SM8TAT2SA(config-if)# spanning-tree link-type shared
SM8TAT2SA(config-if)# spanning-tree mst 0 cost 50000
SM8TAT2SA(config-if)# spanning-tree restricted-role
```

```
SM8TAT2SA(config-if)# spanning-tree restricted-tcn
SM8TAT2SA(config-if)# spanning-tree mst 0 port-priority 100
SM8TAT2SA(config-if)# spanning-tree
SM8TAT2SA(config-if)#
```

**Command:**     **speed**

**Description:**   Configure speed parameters for an interface.

**Syntax:**       **speed** < auto | 10 | 100 | 1000 >

**Parameters:**   auto        configure auto speed  
                  10         configure 10M full duplex speed  
                  100        configure 100M full duplex speed  
                  1000       configure 1G full duplex speed

**Example:**

```
SM8TAT2SA(config-if)# speed 100
SM8TAT2SA(config-if)# speed 1000
SM8TAT2SA(config-if)# speed auto
SM8TAT2SA(config-if)#
```

**Command:** **switchport****Description:** Configure Switching mode characteristics for an interface.**Syntax:** **switchport** <sub-command>**Parameters:**

voice	Voice appliance attributes
access	Set access mode characteristics of the interface
hybrid	Change PVID for hybrid port
mode	Set mode of the interface
trunk	Change PVID for trunk port
vlan	VLAN commands
vlan	Vlan for voice traffic
mode	Set Voice VLAN port mode
security	Enable Voice VLAN port security mode
discovery-protocol	Set Voice VLAN port discovery protocol
vid	Set an entry VLAN ID
auto	Enable auto detect mode
force	Force to join Voice VLAN
both	Detect telephony device by OUI address and LLDP
lldp	Detect telephony device by LLDP
<vlan_id>	VLAN IDs 1-4095 (1-4095)
vlan	Set VLAN when interface is in access mode
<vlan_id>	VLAN ID of the VLAN when this port is in access mode (1-4095)
egress-tag	Egress VLAN tagging configuration
ingress-filtering	VLAN Ingress filter configuration
native	Set native VLAN
port-type	Set port type
all	Allow all frames
tagged	Allow only tagged frames
untagged	Allow only untagged frames
vlan	Set allowed VLANs when interface is in hybrid mode
all	Tag all frames
none	No egress tagging
<vlan_id>	VLAN ID of the native VLAN when this port is in hybrid mode (1-4095)
access	Set mode to ACCESS unconditionally
hybrid	Set mode to HYBRID unconditionally



trunk	Set mode to TRUNK unconditionally
allowed	Set allowed VLAN characteristics when interface is in trunk mode
native	Set native VLAN
vlan	Vlan commands
vlan	Set allowed VLANs when interface is in trunk mode
add	Add VLANs to the current list
all	All VLANs
except	All VLANs except the following
none	No VLANs
remove	Remove VLANs from the current list
<vlan_list>	VLAN IDs of the allowed VLANs when this port is in trunk mode (1-4095)
protocol	Protocol-based VLAN status
mapping	The VLAN IDs to be mapped
group	Protocol-based VLAN group commands
word16	Group Name (Range: 1 - 16 characters) (word16)
vlan	vlan keyword
<vlan_id>	VLAN ID required for the group to VLAN mapping. (1-4095)
<vlan_list>	The customer VID (C-VLAN) entering the switch from the customer network (1-4095)
dot1q-tunnel	Assign a tunnel port to a VLAN ID that is dedicated to tunneling
<vlan_id>	The outer VID (S-VLAN) of the service provider network (1-4095)
acceptable-frame-type	Set acceptable frame type on a port
vlan	Set native VLAN when interface is in hybrid mode
c-port	Customer port
s-custom-port	Custom Provider port
s-port	Provider port
unaware	Port is not aware of VLAN tags

**Example:**

```
SM8TAT2SA(config-if)# switchport voice vlan mode auto
SM8TAT2SA(config-if)# switchport voice vlan mode force
SM8TAT2SA(config-if)# switchport voice vlan security
SM8TAT2SA(config-if)# switchport voice vlan discovery-protocol lldp
SM8TAT2SA(config-if)# switchport voice vlan vid 100
ERROR: No Vlan ID 100 entry is set.
SM8TAT2SA(config-if)# switchport access vlan 100
```

```
SM8TAT2SA(config-if)# switchport hybrid ingress-filtering
SM8TAT2SA(config-if)# switchport hybrid native vlan 200
SM8TAT2SA(config-if)# switchport trunk allowed vlan except 400
SM8TAT2SA(config-if)# switchport vlan protocol group Grp-1 vlan 500
SM8TAT2SA(config-if)# switchport vlan mapping 600 dot1q-tunnel 700
SM8TAT2SA(config-if)#
```

## 6. Copy Commands

Copy from source to destination for backup, restore, and activate purposes. FW v1.04.0013-rcvd 210208: add API support for "copy startup-config to running-config" in replace mode.

### SYNTAX

```
copy { startup-config | running-config | < flash:filename | tftp://server/path-and-filename > } { startup-config | running-config | < flash:filename | tftp://server/path-and-filename > } [ syntax-check ] [ { begin | exclude | include } { <LINE > } ]
```

### Parameters

flash:filename   tftp://server/path-and-filename	Copy file in FLASH or on TFTP server
running-config	Copy currently running configuration
startup-config	Copy the Startup configuration
running-config	Copy currently running configuration for backup and restore purposes
startup-config	Copy startup configuration for backup and restore purposes
flash:filename	Copy file in FLASH
tftp://server/path-to-file	Copy file on TFTP server
merge	Merge source file with running-config
replace	Replace running-config with source file, default action

### EXAMPLE

```
SM16TAT2SA# copy startup-config ?
  running-config      Current running configuration
  flash:filename      File in FLASH
  tftp://server/path-to-file  File on TFTP server
SM16TAT2SA# copy startup-config running-config
Syntax error on line /mnt/custfs/klish/startup-config:3 "ipmc profile IPMC-Profile-Cfg-Fisrt_IPMC_ProCfg": Illegal parameter
Syntax error on line /mnt/custfs/klish/startup-config:4 "description Fisrt_IPMC_ProCfg": Unknown command
Syntax error on line /mnt/custfs/klish/startup-config:10 "lldp med location-tlv civic-addr state New York": Illegal command line
SM16TAT2SA#
SM8TAT2SA# copy running-config flash:xxx
SM8TAT2SA#
```

## 7. Delete Commands

Delete one file in flash: file system.

### SYNTAX

**Delete** <String>

### Parameters

String                      File in FLASH

### EXAMPLE

```
SM16TAT2SA# delete text
SM16TAT2SA#
```

## 8. Dir Commands

Display a directory of all files in flash: file system.

### SYNTAX

**dir** <cr>

### Parameters

### EXAMPLE

```
SM16TAT2SA# dir
startup-config
SM16TAT2SA#
```

## 9. Firmware Commands

Upgrade or swap firmware.

### Syntax

**firmware** swap

**firmware** update < TFTPServer\_path\_file : word>

### Parameters

swap                      Swap between Active and Alternate firmware image.

update                    Upgrade the Firmware version.

<tftp://server/path-and-filename>    TFTP Server IP address, path and file name for the server containing the new image.

### EXAMPLE

```
SM8TAT2SA-DC# firmware swap
<re-open the session>

Username: admin
Password:*****
SM8TAT2SA-DC# show version
Active Image
-----
Partition       : primary
Version        : v1.04.0124
Date           : 2024-04-21 17:56:19 UTC

Alternate Image
-----
Partition       : secondary
Version        : v1.04.0105
Date           : 2020-07-28 22:34:42 UTC
SM8TAT2SA-DC#
```

**Always On PoE** (soft reboot): Allows a warm reboot of the switch without affecting the PoE output to the PD, providing continuous power even during firmware upgrade.

## 10. Ping Commands

Send ICMP echo messages.

### Syntax

```
ping ip <word1-255> [ repeat <Count : 1-60> ] [ size <Size : 2-1452> ] [ interval <Seconds : 0-30> ]
```

```
ping ipv6 <ipv6_addr> [ repeat <Count : 1-60> ] [ size <Size : 2-1452> ] [ interval <Seconds : 0-30> ] [ interface vlan <vlan_id> ]
```

```
ping hostname <domain name address>
```

### Parameters

ip	IP (ICMP) echo
<ipv4_addr>	ICMP destination address (X.X.X.X)
repeat	Specify repeat count
<Count : 1-60>	1-60; Default is 5
size	Specify datagram size
<Size : 2-1452>	2-1452; Default is 56 (excluding MAC, IP and ICMP headers)
interval	Specify repeat interval
<Seconds : 0-30>	0-30; Default is 0
ipv6	IPv6 (ICMPv6) echo
<ipv6_addr>	ICMPv6 destination address (X:X:X:X:X:X:X)
<0-30>	0-30; Default is 0
interface	Select an interface to configure
vlan	VLAN Interface
<vlan_id>	VLAN identifier(s): VID
hostname	domain name address
<host name>	domain name address

### EXAMPLE

```
SM16TAT2SA# ping ip 192.168.1.77 repeat 5 size 3
PING 192.168.1.77 (192.168.1.77): 3 data bytes
11 bytes from 192.168.1.77: seq=0 ttl=64
11 bytes from 192.168.1.77: seq=1 ttl=64
11 bytes from 192.168.1.77: seq=2 ttl=64
11 bytes from 192.168.1.77: seq=3 ttl=64
11 bytes from 192.168.1.77: seq=4 ttl=64
--- 192.168.1.77 ping statistics ---
5 packets transmitted, 5 packets received, 0% packet loss
SM16TAT2SA#
```

## 11. Reload Commands

Reload system.

### Syntax

**reload** {{{ cold | warm } [ sid <usid> ] } | { defaults [ keep-ip ] } } (FW v 1.02.1363 and before)

**reload** <warm> <defaults> | <keep-ip> (FW v 1.02.1368 and after)

### Parameters

warm	Reload warm
defaults	Reload defaults without rebooting.
keep-ip	Attempt to keep VLAN1 IP setup.
always-on-poe	When the switch restarts, it will retain PoE sourcing.

**EXAMPLE** FW v 1.02.1368 and after:

```
SM16TAT2SA# reload ?
warm      Reload warm
defaults  Reload defaults without rebooting
SM16TAT2SA# reload defaults keep-ip
SM16TAT2SA#
SM8TAT2SA# reload defaults keep-ip
SM8TAT2SA# reload warm always-on-poe
<re-connect>
```

**Note** : when “always-on-poe” is disabled, the expected behavior for the command “Reload warm always-on-poe” is “keep providing PoE”. So with the command “always-on-poe”, the behavior of “keep providing PoE” is applied.

## 12. Show Commands

Show current system information.

<b><u>Command</u></b>	<b><u>Function</u></b>
<b>aaa</b>	Login methods
<b>access</b>	Access management configuration
<b>access-list</b>	Access list
<b>aggregation</b>	Aggregation configuration and Status
<b>clock</b>	Configure time-of-day clock
<b>dot1x</b>	IEEE Standard for port-based Network Access Control
<b>event</b>	Show trap event configuration
<b>interface</b>	Interface status and configuration
<b>ip</b>	Internet Protocol
<b>ipv6</b>	IPv6 configuration commands
<b>lldp</b>	show lldp configuration
<b>logging</b>	Syslog
<b>loop-protect</b>	show loop protection
<b>mac</b>	Mac Address Table information
<b>map-api-key</b>	show google map key configuration
<b>mvr</b>	Internet Protocol
<b>ntp</b>	Configure NTP
<b>poe</b>	show poe
<b>port-security</b>	show port security
<b>privilege</b>	Display privilege level configuration
<b>pvlan</b>	PVLAN status
<b>qos</b>	Quality of Service
<b>radius-server</b>	RADIUS configuration
<b>rmon</b>	RMON statistics
<b>running-config</b>	Current operating configuration
<b>smtp</b>	Show smtp configuration
<b>snmp</b>	Display SNMP configurations
<b>spanning-tree</b>	Spanning Tree protocol
<b>system</b>	Show system information
<b>tacacs-server</b>	TACACS+ configuration
<b>trap</b>	Trap configuration
<b>upnp</b>	show upnp configuration



**version**            System software status  
**vlan**                VLAN status  
**voice**                show voice

## aaa

Display Login methods.

## SYNTAX

**show** aaa <cr>

## EXAMPLE

```
SM8TAT2SA# show aaa
Automatic Redirect : Disabled

Client Method1 Method2 Method3 Service Port
-----
telnet local 23
ssh local 22
http local 80
https local 443

Authorization :
Client Method Cmd Lvl Cfg Cmd Fallback
-----
telnet no 0
ssh tacacs 15 v v

Accounting :
Client Method Cmd Lvl Exec
-----
telnet no 0
ssh tacacs 15 v

SM8TAT2SA#
```

## access

Display Access management.

### SYNTAX

**show** access management [<access\_id\_list> ]

### Parameters

**management**                    Access management configuration

**<AccessidList : 1~16>**        ID of access management entry

### EXAMPLE

```
SM16TAT2SA# show access management 1
Switch access management mode is : Disable
Idx VID  IP Address          HTTP/HTTPS SNMP TELNET/SSH
-----
1   3   192.168.1.30/32      N           N   N
SM16TAT2SA# show access management
Switch access management mode is : Disable
Idx VID  IP Address          HTTP/HTTPS SNMP TELNET/SSH
-----
1   3   192.168.1.30/32      N           N   N
SM16TAT2SA#
```

## access-list

Display Access list.

### SYNTAX

```
show access-list ace-status [ static ] [ loop-protect ] [ dhcp ] [ upnp ] [ arp-inspection ] [ mep ] [ ipmc ] [ ip-source-guard ]
[ ip-mgmt ] [ conflicts ]
```

### Parameters

ace	Access list entry
status	Show Access List status
<1~384>	ACE ID (1-384)
interface	Interface status.
*	All switches or All ports
GigabitEthernet	GigabitEthernet
<port_list>	Port List S/X-Y,Z (1/1-10)

### EXAMPLE

```
SM8TAT2SA# show access-list ace
```

ID	Ingress Port	Frame	Action	Metering (Kbps)	Mirror	Counter
1	Any	IPv4-ICMP Redirect	Permit	Disabled	Disabled	Disabled
2	Any	EType	Permit	Disabled	Disabled	Disabled
3	Any	IPv4	Permit	Disabled	Disabled	Disabled

```
Switch access-list ace number: 3
```

```
SM8TAT2SA# show access-list ace 1
```

ID	Ingress Port	Frame	Action	Metering (Kbps)	Mirror	Counter
1	Any	IPv4-ICMP Redirect	Permit	Disabled	Disabled	Disabled

```
Switch access-list ace number: 1
```

```
SM8TAT2SA# show access-list status interface GigabitEthernet *
```

```
Syntax error: Illegal parameter
```

```
SM8TAT2SA# show access-list status interface GigabitEthernet 1/5
```

Interface	State
-----------	-------

```
-----  
GigabitEthernet 1/5      None  
  
SM8TAT2SA# show access-list status  
Interface                State  
-----  
GigabitEthernet 1/1      None  
GigabitEthernet 1/2      None  
GigabitEthernet 1/3      None  
GigabitEthernet 1/4      None  
GigabitEthernet 1/5      None  
GigabitEthernet 1/6      None  
GigabitEthernet 1/7      None  
GigabitEthernet 1/8      None  
GigabitEthernet 1/9      None  
GigabitEthernet 1/10     None  
  
SM8TAT2SA#
```

## aggregation

Display Aggregation port configuration.

### SYNTAX

```
show aggregation [aggregators] [ lacp ] [ mode ] [ status ]
```

### Parameters

<b>aggregators</b>	aggregator status
<b>lacp</b>	lacp local and neighbor info
<b>mode</b>	Traffic distribution mode
<b>status</b>	aggregation port status

### EXAMPLE 1

```
SM16TAT2SA# show aggregation aggregators
Aggregator Gi 1/1
Method : LACP
Member Ports : Gi 1/1
Ready Ports :

Aggregator Gi 1/2
Method : Static
Member Ports : Gi 1/2
Ready Ports : Gi 1/2
::::::::::::::::::::::::::::::::::::
::::::::::::::::::::::::::::::::::::

Aggregator Gi 1/17
Method : None
Member Ports : Gi 1/17
Ready Ports :

Aggregator Gi 1/18
Method : None
Member Ports : Gi 1/18
Ready Ports :

SM16TAT2SA#
```

**EXAMPLE 2**

```
SM16TAT2SA# show aggregation lacp
```

```
Aggregator Gi 1/1 Information:
```

Actor		Partner	
System Priority	MAC Address	System Priority	MAC Address
32768	00-40-C7-1C-CB-6E	32768	00-00-00-00-00-00

Port	Key	Trunk Status	Port	Key
1	257	---	1	0

```
SM16TAT2SA# show aggregation mode
```

```
Aggregation Hash Mode : src-dst-mac
```

```
LACP System Priority : 32768
```

```
SM8TAT2SA# show aggregation status
```

Trunk Port Setting					Trunk Port Status	
port	Method Group	LACP Role	Timeout	Aggregator	Status	
Gi 1/1	None	0	Active	Fast	Gi 1/1 Ready	
Gi 1/2	None	0	Active	Fast	Gi 1/2 ---	
Gi 1/3	None	0	Active	Fast	Gi 1/3 ---	
Gi 1/4	None	0	Active	Fast	Gi 1/4 ---	
Gi 1/5	LACP	1	Active	Fast	Gi 1/5 ---	
Gi 1/6	None	0	Active	Fast	Gi 1/6 ---	
Gi 1/7	None	0	Active	Fast	Gi 1/7 ---	
Gi 1/8	None	0	Active	Fast	Gi 1/8 ---	
Gi 1/9	None	0	Active	Fast	Gi 1/9 ---	
Gi 1/10	None	0	Active	Fast	Gi 1/10 ---	

```
SM8TAT2SA#
```

## ***clock***

Display time-of-day clock settings.

### **SYNTAX**

**show** clock [detail]

### **Parameters**

### **EXAMPLE**

```
SM8TAT2SA# show clock
System Time : 2020-12-09 13:58:01
SM8TAT2SA#
```

## ***dms***

Display DMS (Device Management System) settings. **Note:** the "show dms" command was removed at Firmware Version v1.01.1209.

## dot1x

Display IEEE Standard for port-based Network Access Control.

### SYNTAX

```
show dot1x statistics { eapol | radius | all } [ interface <port_type> <port_type_list> ] [ | {begin | exclude | include } <LINE>]
```

```
show dot1x status [ interface ( <port_type> [ <port_type_list> ] ) ] [ brief ] [ | {begin | exclude | include } <LINE>]
```

### Parameters

<b>statistics</b>	Shows statistics for either eapol or radius.
<b>all</b>	Show all dot1x statistics
<b>eapol</b>	Show EAPOL statistics
<b>radius</b>	Show Backend Server statistic
<b>&lt;port_type &gt;</b>	GigabitEthernet
<b>&lt;port_type_list&gt;</b>	Port list in 1/1-26 for GigabitEthernet
<b>Status</b>	Shows dot1x status, such as admin state, port state and last source.
<b>interface</b>	Interface
<b>*</b>	All Switches or All Ports
<b>GigabitEthernet</b>	1 Gigabit Ethernet Port

### EXAMPLE

```
SM8TAT2SA-DC# show dot1x status interface GigabitEthernet 1/1-2
GigabitEthernet 1/1
-----
Admin State      Port State      Last Source      Last ID      Current Radius VLAN
Current Guest VLAN
-----
Force Authorized  Globally Disabled  -                -            -
-
GigabitEthernet 1/2
-----
Admin State      Port State      Last Source      Last ID      Current Radius VLAN
Current Guest VLAN
-----
Force Authorized  Globally Disabled  -                -            -
```



```
SM8TAT2SA-DC#  
  
SM8TAT2SA# show dot1x statistics radius interface GigabitEthernet 1/5  
  
                Rx Access  Rx Other  Rx Auth.  Rx Auth.  Tx  MAC  
Interface      Challenges Requests  Successes Failures  Responses  
  Address  
-----  
GigabitEthernet 1/5  0          0          0          0          0  -  
SM8TAT2SA#
```

**event**

Show trap event configuration

**SYNTAX**

**show** event <cr>

**Parameters**

None.

**EXAMPLE**

```
SM8TAT2SA# show event
```

Group Name	Severity Level	Syslog Mode	Trap Mode	SMTP
802.1X	Warning	Enabled	Enabled	Enabled
ACCESS-MGMT	Info	Enabled	Disabled	Enabled
ACL	Info	Enabled	Disabled	Disabled
AUTH-FAILED	Warning	Enabled	Disabled	Enabled
COLD-START	Warning	Enabled	Disabled	Disabled
LACP	Info	Enabled	Disabled	Disabled
LINK-UPDOWN	Warning	Enabled	Disabled	Disabled
LOGIN	Info	Enabled	Disabled	Disabled
LOGOUT	Info	Enabled	Disabled	Disabled
LOOP-PROTECTION	Info	Enabled	Disabled	Disabled
MAC-TABLE	Info	Enabled	Disabled	Disabled
MAINTENANCE	Info	Enabled	Disabled	Disabled
MGMT-IP-CHANGE	Info	Enabled	Disabled	Disabled
OVER-MAX-POE-POWER-LIMITATION	Info	Enabled	Disabled	Enabled
POE-AUTO-POWER-RESET	Warning	Enabled	Disabled	Enabled
POE-PD-OFF	Warning	Enabled	Disabled	Disabled
POE-PD-ON	Info	Enabled	Disabled	Disabled
POE-PD-OVERCURRENT	Info	Enabled	Disabled	Disabled
PORT-SECURITY	Info	Enabled	Disabled	Disabled
SFP	Info	Enabled	Disabled	Disabled
USER	Info	Enabled	Disabled	Disabled
WARM-START	Warning	Enabled	Disabled	Disabled

```
SM8TAT2SA#
```

## **green-ethernet**

Display Green Ethernet (Power reduction).

### **SYNTAX**

**show** interface GigabitEthernet 1/2-4 green-ethernet

### **Parameters**

interface	interface to display
vlan	VLAN status
*	All switches or All ports
GigabitEthernet	GigabitEthernet
<port_list>	Port List S/X-Y,Z (1/1-18)
green-ethernet	Display green-ethernet
status	Display status
statistics	Display statistics
capabilities	Display interface capabilities

### **EXAMPLE**

```
SM16TAT2SA# show interface GigabitEthernet 1/2-4 green-ethernet
Energy Efficient Ethernet Configuration
Interface          Configure
-----
GigabitEthernet 1/2    Disabled
GigabitEthernet 1/3    Disabled
GigabitEthernet 1/4    Disabled

SM16TAT2SA#
```

## interface

Display Interface status and configuration.

### SYNTAX

**show** interface <port\_type> <port\_type\_list> [ switchport [ access | trunk | hybrid ] ]

**show** interface <port\_type> <port\_type\_list> capabilities

**show** interface <port\_type> <port\_type\_list> statistics [ { packets | bytes | errors | discards | filtered | { priority [ <0~7> ] } } ] [ { up | down } ]

**show** interface <port\_type> <port\_type\_list> status

**show** interface <port\_type> <port\_type\_list> veriphy

**show** interface vlan [ <vlan\_list> ]

### Parameters

vlan	VLAN status
*	All switches or All ports
GigabitEthernet	GigabitEthernet
green-ethernet	Display green-ethernet
status	Display status
statistics	Display statistics
capabilities	Display interface capabilities
<port_list>	Port List S/X-Y,Z (1/1-18)
<vlan_list>	List of VLAN interface numbers (1-4095)
bytes	Show byte statistics
discards	Show discard statistics
errors	Show error statistics
packets	Show packet statistics
up	Show ports which are up
down	Show ports which are down

### EXAMPLE 1

```
SM8TAT2SA-DC# show interface vlan
VLAN1
  Link: 00-C0-F2-7C-57-3F UP BROADCAST RUNNING MULTICAST MTU:1500 Metric:1
  IPv4: 192.168.1.77/24 Manual
  IPv6: fe80::2c0:f2ff:fe7c:573f/64 Link Local Address
SM8TAT2SA-DC#
```

**EXAMPLE 2**

```
SM16TAT2SA# show interface * 1/2-4 status
```

Interface	Link	Speed Configured	Rx Pause	Tx Pause	Flow Control
GigabitEthernet 1/2	down	Auto	Off	Off	Disabled
GigabitEthernet 1/3	down	Auto	Off	Off	Disabled
GigabitEthernet 1/4	down	Auto	Off	Off	Disabled

```
SM16TAT2SA# show interface * 1/2 statistics
```

```
GigabitEthernet 1/2 Statistics:
```

Rx Packets:	0	Tx Packets:	0
Rx Octets:	0	Tx Octets:	0
Rx Unicast:	0	Tx Unicast:	0
Rx Multicast:	0	Tx Multicast:	0
Rx Broadcast:	0	Tx Broadcast:	0
Rx Pause:	0	Tx Pause:	0
Rx 64:	0	Tx 64:	0
Rx 65-127:	0	Tx 65-127:	0
Rx 128-255:	0	Tx 128-255:	0
Rx 256-511:	0	Tx 256-511:	0
Rx 512-1023:	0	Tx 512-1023:	0
Rx 1024-1518:	0	Tx 1024-1518:	0
Rx 1519- :	0	Tx 1519- :	0
Rx Drops:	0	Tx Drops:	0
Rx Undersize:	0	Tx Undersize:	0
Rx Oversize:	0	Tx Oversize:	0
Rx CRC/Alignment:	0	Tx Late Coll.:	0
Rx Fragments:	0	Tx Excessive Coll.:	0
Rx Jabbers:	0		

```
SM16TAT2SA#
```

**EXAMPLE 3**

```
SM8TAT2SA-DC# show interface GigabitEthernet 1/9 capabilities
```

```
GigabitEthernet 1/9 Capabilities:
```

```
Connector Type      : SFP or SFP Plus - LC
```

```
Fiber Type          : Multi-mode (MM)
```

```
Tx Central Wavelength: 850
```

```
Bit Rate           : 1000 Mbps
Vendor OUI         : 00-c0-f2
Vendor Name        : Transition
Vendor P/N         : TN-SFP-SXD
Vendor Revision    : 0000
Vendor Serial Number : 8672105
Date Code          : 091027
Temperature        : 48.25 C
Vcc                : 3.27 V
Mon1 (Bias)       : 15 mA
Mon2 (TX PWR)     : -6.14 dBm
Mon3 (RX PWR)     : none
```

```
SM8TAT2SA-DC#
```

## ip

Display Internet Protocol settings.

### SYNTAX

**show ip arp**

**show ip arp inspection** [ interface {<port\_type> <port\_type\_list>} | vlan <vlan\_list> ]

**show ip arp inspection entry** [ dhcp-snooping | static ] [ interface <port\_type> <port\_type\_list> ]

**show ip dhcp relay** [ statistics ]

**show ip dhcp snooping** [ statistics ] [ interface <port\_type> <port\_type\_list> ]

**show ip igmp snooping** [ vlan <vlan\_list> ] [ group-database [ interface <port\_type> <port\_type\_list> ] [ sfm-information ] ] [ detail ]

**show ip igmp snooping mrouter** [ detail ]

**show ip interface brief**

**show ip name-server**

**show ip route**

**show ip source binding** [ dhcp-snooping | static ] [ interface <port\_type> <port\_type\_list> ]

**show ip verify source** [ interface <port\_type> <port\_type\_list> ]

### Parameters

<b>arp</b>	Address Resolution Protocol
<b>inspection</b>	ARP inspection
<b>interface</b>	arp inspection entry interface config
<b>&lt;port_type&gt;</b>	Gigabit Ethernet
<b>&lt;port_type_list&gt;</b>	Port list in 1/1-26 for Gigabit Ethernet
<b>vlan</b>	VLAN configuration
<b>&lt;vlan_list&gt;</b>	Select a VLAN id to configure
<b>entry</b>	arp inspection entries
<b>dhcp-snooping</b>	learn from dhcp snooping
<b>static</b>	setting from static entries
<b>dhcp</b>	Dynamic Host Configuration Protocol
<b>relay</b>	DHCP relay agent configuration
<b>statistics</b>	Traffic statistics
<b>snooping</b>	DHCP snooping
<b>http</b>	Hypertext Transfer Protocol
<b>server</b>	HTTP web server
<b>secure</b>	Secure

<b>status</b>	Status
<b>igmp</b>	Internet Group Management Protocol
<b>snooping</b>	Snooping IGMP
<b>vlan</b>	Search by VLAN
<b>&lt;vlan_list&gt;</b>	VLAN identifier(s): VID
<b>group-database</b>	Multicast group database from IGMP
<b>sfm-information</b>	Including source filter multicast information from IGMP
<b>detail</b>	Detail running information/statistics of IGMP snooping
<b>mrouter</b>	Multicast router port status in IGMP
<b>detail</b>	Detail running information/statistics of IGMP snooping
<b>interface</b>	IP interface status and configuration
<b>brief</b>	Brief IP interface status
<b>link-local</b>	Link-Local address binding interface
<b>pool</b>	DHCP server pool
<b>interface</b>	IP address binding interface
<b>name-server</b>	Domain Name System
<b>route</b>	Display the current ip routing table
<b>binding</b>	ip source binding
<b>dhcp-snooping</b>	learn from dhcp snooping
<b>ssh</b>	Secure Shell
<b>system</b>	IPv4 system traffic
<b>icmp</b>	IPv4 ICMP traffic
<b>icmp-msg</b>	IPv4 ICMP traffic for designated message type
<b>&lt;0~255&gt;</b>	ICMP message type ranges from 0 to 255
<b>verify</b>	verify command
<b>source</b>	verify source

**EXAMPLE**

```
SM8TAT2SA# show ip dhcp snooping
Switch DHCP snooping is disabled
DHCP snooping is configured on following
GigabitEthernet 1/1 trusted
GigabitEthernet 1/2 trusted
GigabitEthernet 1/3 trusted
GigabitEthernet 1/4 trusted
GigabitEthernet 1/5 trusted
GigabitEthernet 1/6 trusted
```



```
GigabitEthernet 1/7 trusted
GigabitEthernet 1/8 trusted
SM16TAT2SA# show ip igmp snooping
IGMP Snooping is disabled to stop snooping IGMP control plane.
SM16TAT2SA# show ip igmp snooping group-database
IGMP Snooping is disabled to stop snooping IGMP control plane.
Groups in range 232.0.0.0/8 follow IGMP SSM registration service model.
SM16TAT2SA# show ip interface brief
Network                Gateway                Interface  Status
-----
127.0.0.0/24           0.0.0.0                OS:lo     UP
192.168.1.0/24         0.0.0.0                VLAN1     UP
169.254.0.0/16         0.0.0.0                VLAN1     UP
0.0.0.0/0              192.168.1.254         VLAN1     UP GATEWAY
0.0.0.0/0              0.0.0.0                VLAN1     UP
SM16TAT2SA# show ip name-server
Current DNS server is not set.
SM8TAT2SA# show ip dhcp pool 1
VLAN id of Pool: 1
-----
Start IP address is 10.0.4.10
End IP address is 10.0.4.17
Lease time is 86400 seconds
Subnet Mask is 255.255.255.0
Default router is not configured
DNS server is not configured
SM8TAT2SA# show ip link-local interface
Link-Local Address binding interface: 100
SM8TAT2SA# show ip dhcp relay
Switch DHCP relay mode is disable
Switch DHCP relay server address is 0.0.0.0
Switch DHCP relay information option is disable
Switch DHCP relay information policy is replace
SM8TAT2SA#
```

```
SM16TAT2SA# show ip route
```

Network	Gateway	Interface	Status
127.0.0.0/24	0.0.0.0	OS:lo	UP
192.168.1.0/24	0.0.0.0	VLAN1	UP
169.254.0.0/16	0.0.0.0	VLAN1	UP
0.0.0.0/0	192.168.1.254	VLAN1	UP GATEWAY
0.0.0.0/0	0.0.0.0	VLAN1	UP

```
SM16TAT2SA# show ip source binding
```

Type	Port	IP Address	MAC Address
----	----	-----	-----

```
SM8TAT2SA# show ip verify source
```

```
IP Source Guard Mode : Enabled
```

Port	Port Mode	Max Dynamic Clients
-----	-----	-----
GigabitEthernet 1/1	disabled	unlimited
GigabitEthernet 1/2	disabled	unlimited
GigabitEthernet 1/3	disabled	unlimited
GigabitEthernet 1/4	disabled	unlimited
GigabitEthernet 1/5	disabled	unlimited
GigabitEthernet 1/6	disabled	unlimited
GigabitEthernet 1/7	disabled	unlimited
GigabitEthernet 1/8	disabled	unlimited

```
SM16TAT2SA#
```

```
SM24TAT2SA# show ip interface brief
```

Interface	Address	Method	Status
-----	-----	-----	-----
VLAN1	192.168.1.77/24	Manual	UP
VLAN10	1.2.3.4/16	DHCP Fallback	UP

```
SM24TAT2SA#
```

## ipv6

Display IPv6 configuration.

### SYNTAX

**show** ipv6 interface [ vlan <vlan\_list> { brief | statistics } ] [ | {begin | exclude | include } <LINE>]

**show** ipv6 mld snooping [ vlan <vlan\_list> ] [ group-database [ interface <port\_type> <port\_type\_list> ] [ sfm-information ] ] [ detail ]

**show** ipv6 mld snooping mrouter [ detail ]

**show** ipv6 neighbor [ interface vlan <vlan\_list> ]

**show** ipv6 route [ interface vlan <vlan\_list> ]

### Parameters

<b>interface</b>	Select an interface to configure
<b>vlan</b>	VLAN of IPv6 interface
<b>&lt;vlan_list&gt;</b>	IPv6 interface VLAN list
<b>brief</b>	Brief summary of IPv6 status and configuration
<b>statistics</b>	Traffic statistics
<b>mld</b>	Multicast Listener Discovery
<b>snooping</b>	Snooping MLD
<b>vlan</b>	Search by VLAN
<b>&lt;vlan_list&gt;</b>	VLAN identifier(s): VID
<b>group-database</b>	Multicast group database from MLD
<b>interface</b>	Search by port
<b>&lt;port_type&gt;</b>	Gigabit Ethernet
<b>*</b>	All Switches or All ports
<b>Gigabit Ethernet</b>	1 Gigabit Ethernet Port
<b>&lt;port_type_list&gt;</b>	Port list in 1/1-26 for Gigabit Ethernet
<b>sfm-information</b>	Including source filter multicast information from MLD
<b>detail</b>	Detail running information/statistics of MLD snooping
<b>mrouter</b>	Multicast router port status in MLD
<b>neighbor</b>	IPv6 neighbors
<b>route</b>	IPv6 routes
<b>system</b>	IPv6 system traffic
<b>icmp</b>	IPv6 ICMP traffic
<b>icmp-msg</b>	IPv6 ICMP traffic for designated message type
<b>&lt;Type : 0~255&gt;</b>	ICMP message type ranges from 0 to 255

**EXAMPLE**

```
SM16TAT2SA# show ipv6 mld snooping detail
MLD Snooping is disabled to stop snooping IGMP control plane.
Multicast streams destined to unregistered MLD groups will be flooding.
SM16TAT2SA#

SM16TAT2SA# show ipv6 interface vlan 1 brief
IPv6 VLAN1 interface is up.
  Internet address is fe80::240:c7ff:fe1c:cb6e/64
  UP BROADCAST RUNNING MULTICAST MTU:1500 Metric:1
SM16TAT2SA#

SM16TAT2SA# show ipv6 neighbor interface vlan 1
SM16TAT2SA#

SM16TAT2SA# show ipv6 route
::1/128 via :: in OS:lo is UP
fe80::240:c7ff:fe1c:cb6e/128 via :: in OS:lo is UP
fe80::/64 via :: in VLAN1 is UP
ff00::/8 via :: in VLAN1 is UP
SM16TAT2SA#
```

**Messages:**

*MLD Snooping is enabled to start snooping IGMP control plane.  
(MLD proxy for JOIN/LEAVE mechanism is active)  
Multicast streams destined to unregistered MLD groups will be flooding.*

## **lldp**

Display LLDP neighbors information.

### **SYNTAX**

```
show lldp med media-vlan-policy [ <0~31> ]  
show lldp med remote-device [ interface <port_type> <port_type_list> ]  
show lldp neighbors [ interface <port_type> <port_type_list> ]  
show lldp statistics [ interface <port_type> <port_type_list> ]
```

### **Parameters**

<b>interface</b>	<b>Interface to display.</b>
<b>med</b>	<b>Display LLDP-MED neighbors information.</b>
<b>neighbors</b>	<b>Display LLDP neighbors information.</b>
<b>statistics</b>	<b>Display LLDP statistics information.</b>

### **EXAMPLE 1**

```
SM16TAT2SA# show lldp interface GigabitEthernet 1/2  
LLDP Configuration  
=====
```

TX Interval	: 30 sec
TX Hold	: 4 sec
TX Delay	: 2 sec
TX Reinit	: 2 sec

```
GigabitEthernet 1/2  
-----
```

TX/RX Mode	: Enabled
CDP Aware	: Enable
Port Descr	: Enable
Sys Name	: Enable
Sys Descr	: Enable
Sys Capa	: Enable
Mgmt Addr	: Enable

```
SM16TAT2SA
```

**EXAMPLE 2**

```
SM8TAT2SA# show lldp neighbors
-----
Local Interface      : Port 9
Chassis ID          : 00-C0-F2-4C-43-A2
Port ID             : 29
Port Description     : 10GigabitEthernet 1/1
System Name         : SISPM1040-3248-L
System Description   : Managed Hardened PoE+ Switch, (24) 10/100/1000Base-T PoE+ports + (4)
100/1000Base-X SFP/RJ-45 Combo + (4) 1G/10G SFP+
System Capabilities  : Bridge(+)
Management Address  : 192.168.90.51 (IPv4)
Power Over Ethernet :

-----

Local Interface      : Port 10
Chassis ID          : 00-C0-F2-46-87-38
Port ID             : 17
Port Description     : SM8TAT2SA
System Name         : SM16TAT2DPA
System Description   : Managed Switch, 16-port Gigabit PoE+, 2-port SFP/RJ-45 Combo
System Capabilities  : Bridge(+)
Management Address  : 192.168.90.4 (IPv4)
Power Over Ethernet :

SM8TAT2SA#
SM8TAT2SA-DC# show lldp neighbors
No LLDP entries found

SM8TAT2SA-DC#
```

**EXAMPLE 3**

```
SM16TAT2SA# show lldp med media-vlan-policy
Policy Id  Application Type          Tag      Vlan ID  L2 Priority  DSCP
-----  -
0          Voice                        Tagged   1         0           0
SM16TAT2SA# show lldp statistics interface GigabitEthernet 1/1
LLDP global counters
=====
Neighbor entries was last changed at : 5844 days, 0:36:01
(504923761 sec. ago)
Total Neighbors Entries Added      : 0
Total Neighbors Entries Deleted    : 0
Total Neighbors Entries Dropped    : 0
Total Neighbors Entries Aged Out   : 0

LLDP local counters
=====
GigabitEthernet 1/1
-----
TX Frames : 0
RX Frames : 0
RX Errors : 0
RX Discards : 0
RX TLV Errors : 0
RX TLV Unknown : 0
RX TLV Organiz. : 0
Aged : 0

SM16TAT2SA#
```

## logging

Display Syslog information.

### SYNTAX

```
show logging <login_id : 1-4294967295>
```

```
show logging [alert] [crit] [debug] [emerg] [error] [ info] [notice] [warning]
```

### Parameters

<logging\_id> Logging ID (1..4294967295)

alert Alert

crit Critical

debug Debug

emerg Emergency

error Error

info Information

notice Notice

warning Warning

<cr>

### EXAMPLE

```
SM16TAT2SA# show logging <tab>
alert  crit  debug  emerg  error  info  notice  warning
SM16TAT2SA# show logging info
Switch logging host mode is enable
Host address 1 : 192.168.1.77
Host address 2 :
Host address 3 :
Host address 4 :
Host address 5 :
Host address 6 :

Number of entries on Switch:
ID   Level   Time                Message
----  -
1    Warning 2017-01-01 00:00:06  WARM-START: Switch just made a warm boot.
2    Warning 2017-01-01 00:00:18  LINK-UPDOWN: Interface GigabitEthernet 1/2, changed state to
up.
```



```
3   Info    2017-01-01 00:13:48   LOGIN: Login passed for user 'admin'
4   Info    2017-01-01 00:46:20   LOGOUT: User 'admin' logout
5   Info    2017-01-01 00:46:47   LOGIN: Login passed for user 'admin'
28  Info    2018-03-02 04:27:48   SFP: SFP module inserted on port 18
29  Info    2018-03-02 04:27:48   SFP: SFP module inserted on port 17
30  Info    2018-03-02 04:27:49   SFP: Interface GigabitEthernet 1/17 rx power 0.00 exceeds
Alarm-Low Limitation
31  Info    2018-03-02 04:28:04   SFP: Interface GigabitEthernet 1/18 rx power 0.00 exceeds
Alarm-Low Limitation
32  Info    2018-03-02 04:47:42   LOGOUT: User 'admin' logout
33  Info    2018-03-02 05:10:13   LOGIN: Login passed for user 'admin'
34  Info    2018-03-02 05:49:24   LOGOUT: User 'admin' logout
SM16TAT2SA#
```

## ***loop-protect***

Display Loop protection configuration settings.

### **SYNTAX**

```
show loop-protect [ interface <port_type> <port_type_list> ]
```

### **Parameters**

<b>interface</b>	Interface status and configuration
<b>&lt;port_type &gt;</b>	GigabitEthernet
<b>*</b>	All Switches or All ports
<b>Gigabit Ethernet</b>	1 Gigabit Ethernet Port
<b>&lt;port_type_list&gt;</b>	Port list in 1/1-26 for Gigabit Ethernet

### **EXAMPLE**

```
SM16TAT2SA# show loop-protect interface GigabitEthernet ?
  <port_list> Port List S/X-Y,Z (1/1-18)
SM16TAT2SA# show loop-protect interface GigabitEthernet 1/1-2
Loop Protection Configuration
=====
Loop Protection      : Disable
Transmission Time   : 5 sec
Shutdown Time       : 180 sec
GigabitEthernet 1/1
-----
Mode : Enabled
Action : Shutdown
Transmit mode : Disabled
The number of loops : 0
loop : -
Status : Up

SM16TAT2SA#
```

**mac**

Display Mac Address Table information.

**SYNTAX**

address	MAC address lookup
aging-time	Aging time
conf	User added static mac addresses
count	Total number of mac addresses
interface	Select an interface to configure
learning	Learn/disable/secure state
static	All static mac addresses
vlan	Addresses in this VLAN

**Parameters**

<b>address-table</b>	Mac Address Table
<b>conf</b>	User added static mac addresses
<b>static</b>	All static mac addresses
<b>aging-time</b>	Aging time
<b>learning</b>	Learn/disable/secure state
<b>count</b>	Total number of mac addresses
<b>interface</b>	Select an interface to configure
<b>&lt;port_type&gt;</b>	Gigabit Ethernet
<b>*</b>	All switches or All ports
<b>Gigabit Ethernet</b>	1 Gigabit Ethernet Port
<b>&lt;port_type_list&gt;</b>	Port list in 1/1-26
<b>address</b>	MAC address lookup
<b>&lt;mac_addr&gt;</b>	48 bit MAC address: xx:xx:xx:xx:xx:xx
<b>vlan</b>	VLAN lookup
<b>&lt;vlan_id&gt;</b>	VLAN IDs 1-4095
<b>vlan</b>	Addresses in this VLAN
<b>&lt;vlan_id&gt;</b>	VLAN IDs 1-4095
<b>interface</b>	Select an interface to configure
<b>&lt;port_type&gt;</b>	GigabitEthernet
<b>*</b>	All Switches or All ports
<b>Gigabit Ethernet</b>	1 Gigabit Ethernet Port
<b>&lt;port_type_list&gt;</b>	Port list in 1/1-26 for Gigabit Ethernet

**EXAMPLE 1**

```
SM8TAT2SA# show mac address-table
Type    VID  MAC Address          Block Ports
-----
Dynamic 1    00-18-85-11-E4-0B  No    GigabitEthernet 1/1
Static  1000 00-C0-F2-49-AB-14  No    CPU
Dynamic 1    00-00-5E-00-01-04  No    GigabitEthernet 1/1
Static  1    00-C0-F2-49-AB-14  No    CPU
Static  100  00-C0-F2-49-AB-14  No    CPU
Dynamic 1    AC-CC-8E-AD-F8-2A  No    GigabitEthernet 1/1
Dynamic 1    00-C0-F2-44-A6-ED  No    GigabitEthernet 1/1
Dynamic 1    00-80-A3-D1-1E-3A  No    GigabitEthernet 1/1
Dynamic 1    00-C0-F2-4A-F9-FB  No    GigabitEthernet 1/1
Dynamic 1    00-C0-F2-7F-8F-00  No    GigabitEthernet 1/1
Dynamic 1    00-C0-F2-4C-3D-72  No    GigabitEthernet 1/1
Dynamic 1    00-0D-B9-50-B7-74  No    GigabitEthernet 1/1

SM8TAT2SA#
```

**EXAMPLE 2**

```
SM16TAT2SA# show mac address-table static
Type    VID  MAC Address          Block Ports
-----
Static  1    00-40-C7-1C-CB-6E  No    CPU

SM16TAT2SA#
SM8TAT2SA# show mac address-table learning
Port                Learning
-----
GigabitEthernet 1/1    auto
GigabitEthernet 1/2    auto
GigabitEthernet 1/3    auto
GigabitEthernet 1/4    auto
GigabitEthernet 1/5    auto
GigabitEthernet 1/6    auto
GigabitEthernet 1/7    auto
GigabitEthernet 1/8    auto
GigabitEthernet 1/9    auto
```

```
GigabitEthernet 1/10      auto
SM8TAT2SA#
SM16TAT2SA# show mac address-table vlan 1
Type    VID  MAC Address           Block Ports
-----
Dynamic 1    00-1B-11-B2-6D-4B  No    GigabitEthernet 1/1
Static  1    00-40-C7-1C-CB-6E  No    CPU
SM16TAT2SA#
```

## ***map-api-key***

Display Google Map Key configurations. This command lets you view the Google Map API Key from <https://developers.google.com/maps/documentation/embed/get-api-key> to use DMS Map View for enterprise applications.

Specify the Google API Key. To use the Google Maps Embed API, you must register your app project on the Google API Console and get a Google API key which you can add to your app or website.

### **SYNTAX**

```
map-api-key word127 <cr>
```

### **Parameters**

word127 Google Maps key string (word127)

### **EXAMPLE**

```
SM16TAT2SA(config)# map-api-key abcdefg1234567
SM16TAT2SA(config)# do show map-api-key
Key                : abcdefg1234567
SM16TAT2SA# show map-api-key
Key                : abcdefg1234567
SM16TAT2SA#
```

## **mvr**

Display Multicast VLAN Registration configuration settings.

### **SYNTAX**

```
show mvr [ vlan <vlan_list> | name <word16> ] [ group-database [ interface <port_type> <port_type_list> ] [ sfn-  
information ] ] [ detail ] [ | {begin | exclude | include } <LINE> ]
```

### **Parameters**

**detail** Detail running information/statistics of MVR

**group-database** Multicast group database from MVR

**<cr>**

### **EXAMPLE**

```
SM16TAT2SA# show mvr detail  
MVR is currently disabled, please enable MVR to start group registration.  
  
Switch-1 MVR-IGMP Interface Status  
  
SM16TAT2SA# show mvr group-database  
MVR is currently disabled, please enable MVR to start group registration.  
  
MVR Group Database  
  
Switch-1 MVR Group Count: 0  
SM16TAT2SA#
```

## *ntp*

Show NTP status.

### SYNTAX

**show** ntp status

### Parameters

**status**            status

### EXAMPLE

```
SM16TAT2SA# show ntp status
NTP Mode : Disable
Interval : 1440 min
Idx  Server IP host address (a.b.c.d) or a host name string
---  -----
1    1.2.6.8
2
3
4
5
6

SM16TAT2SA#
```

**poe**

Show PoE parameters.

**SYNTAX**

**show poe** auto-check [ interface ( <port\_type> [ <v\_port\_type\_list> ] ) ]

**show poe** config [ interface ( <port\_type> [ <v\_port\_type\_list> ] ) ]

**show poe** power-delay [ interface ( <port\_type> [ <v\_port\_type\_list> ] ) ]

**Parameters**

status	Display PoE (Power Over Ethernet) status for the switch.
auto-check	Display PoE Auto Checking config for the switch.
config	Display PoE (Power Over Ethernet) config for the switch.
power-delay	Display PoE (Power Over Ethernet) Power Delay config for the switch.
profile	Poe scheduling profile.
always-on-poe	When the switch restart, it will retain PoE sourcing.
interface	Interface status and configuration.
*	All ports
GigabitEthernet	GigabitEthernet
<port_list>	Port List S/X-Y,Z (1/1-10)
id	show poe profile
<1-16>	Profile id (1..16)

**EXAMPLE 1**

```
SM8TAT2SA# show poe config
```

```
Primary Power Supply [W]      : 130
```

```
Reserved Power determined by : Class
```

```
Capacitor Detection          : Disabled
```

Interface	Mode	Priority	Max. Power [W]
-----	-----	-----	-----
GigabitEthernet 1/1	Enabled	Low	30
GigabitEthernet 1/2	Enabled	Low	30
GigabitEthernet 1/3	Enabled	Low	30
GigabitEthernet 1/4	Enabled	Low	30
GigabitEthernet 1/5	Enabled	Low	30
GigabitEthernet 1/6	Enabled	Low	30
GigabitEthernet 1/7	Enabled	Low	30

```
SM8TAT2SA#
```



**EXAMPLE 2**

```
SM8TAT2SA# show poe status
```

Interface	PD Class	Port Status	Power Override	Power Alloc [W]	Power Used[W]	Current Used[mA]	Priority
GigabitEthernet 1/1	0	Voltage injection	0	15.4	0.0	0	Critical
GigabitEthernet 1/2	3	PoE turned ON	0	15.4	5.5	103	High
GigabitEthernet 1/3	3	Invalid PD	0	15.4	0.0	0	High
GigabitEthernet 1/4	2	Invalid PD	0	7.0	0.0	0	Low
GigabitEthernet 1/5	-	No PD detected	0	0.0	0.0	0	Low
GigabitEthernet 1/6	-	No PD detected	0	0.0	0.0	0	Low
GigabitEthernet 1/7	-	No PD detected	0	0.0	0.0	0	Low
GigabitEthernet 1/8	-	No PD detected	0	0.0	0.0	0	Low
Total				53.2	5.5	103	
Balance PoE Power Available		76.8 [W]					

```
SM8TAT2SA#
```

**EXAMPLE 3**

```
SM8TAT2SA# show poe auto-check
```

Ping Check : Enabled

Port	IP	Startup Time	Interval Time	Retry Times	Failure Log	Failure Action	Reboot Time	Max Reboot Times
Gi 1/1	192.168.1.77	60	30	1	error=0,total=0	Reboot	3	2
Gi 1/2	10.0.4.104	60	40	2	error=0,total=0	Reboot	30	1
Gi 1/3	172.16.46.55	60	50	3	error=0,total=0	Reboot	15	7
Gi 1/4	172.16.46.43	60	60	4	error=0,total=0	Reboot	11	0
Gi 1/5	10.0.4.3	60	30	5	error=0,total=0	Reboot	15	0
Gi 1/6	10.0.4.4	60	30	2	error=0,total=0	Reboot	10	0
Gi 1/7	0.0.0.0	60	30	3	error=0,total=0	Reboot	15	0
Gi 1/8	0.0.0.0	60	30	3	error=0,total=0	Reboot	15	0

```
SM8TAT2SA# show poe always-on-poe
```

Non-Stop-PoE Status : Disabled

```
SM8TAT2SA#
```

## port-security

Show Port Security Interface status and configuration.

### SYNTAX

**show port-security switch** <port\_list> Port List S/X-Y,Z (1/1-18)

### Parameters

<b>switch</b>	Show Port Security status.
<b>Interface</b>	<b>Select interface</b>
<b>&lt;port_type &gt;</b>	GigabitEthernet
<b>*</b>	All Switches or All ports
<b>Gigabit Ethernet</b>	1 Gigabit Ethernet Port
<b>&lt;port_type_list&gt;</b>	Port list in 1/1-26 for Gigabit Ethernet

### EXAMPLE

```
SM16TAT2SA# show port-security switch interface GigabitEthernet 1/1-2
```

Interface	State	MAC Cnt
-----	-----	-----
GigabitEthernet 1/1	Disabled	-
GigabitEthernet 1/2	Disabled	-

```
SM8TAT2SA-DC# show port-security switch interface *
```

Interface	State	MAC Cnt
-----	-----	-----
GigabitEthernet 1/1	Disabled	-
GigabitEthernet 1/2	Ready	0
GigabitEthernet 1/3	Ready	0
GigabitEthernet 1/4	Ready	0
GigabitEthernet 1/5	Ready	0
GigabitEthernet 1/6	Ready	1
GigabitEthernet 1/7	Disabled	-
GigabitEthernet 1/8	Disabled	-
GigabitEthernet 1/9	Disabled	-
GigabitEthernet 1/10	Disabled	-

```
SM8TAT2SA-DC#
```

**privilege**

Show Privilege group status.

**SYNTAX**

**show** privilege group

**Parameters**

access-mgmt	acl	arp-inspection	auth-method	dhcp-relay
dhcp-server	dhcp-snooping	diagnostic	dot1x	eee
event	ip	ipmc	ip-source-guard	lacp
lldp	loop-protection	mac-table	maintenance	mirror
mvr	poe	port	port-security	qos
radius	snmp	stp	system	upnp
tacacs	vlan	level		

**EXAMPLE**

```
SM8TAT2SA-DC# show privilege group auth-method level
```

```
Group Name          Read-only  Read-write
-----
auth-method          5          10
```

```
SM8TAT2SA-DC#
```

```
SM16TAT2SA# show privilege ?
```

```
group Privilege group name
```

```
SM16TAT2SA# show privilege group level
```

```
Group Name          Read-only  Read-write
-----
access-mgmt         5          10
account             15         15
acl                 5          10
arp-inspection      5          10
auth-method         5          10
dhcp-relay          5          10
dhcp-server         5          10
dhcp-snooping       5          10
diagnostic          5          10
dot1x               5          10
eee                 5          10
```

event	5	10
ip	5	10
ipmc	5	10
ip-source-guard	5	10
lacp	5	10
lldp	5	10
loop-protection	5	10
mac-table	5	10
maintenance	15	15
mirror	5	10
mvr	5	10
poe	5	10
port	5	10
port-security	5	10
privilege-level	15	15
qos	5	10
radius	5	10
tacacs	5	10
snmp	5	10
stp	5	10
system	5	10
upnp	5	10
vlan	5	10

SM16TAT2SA#

## ***pvlan***

Display PVLAN (Private VLAN) status.

### **SYNTAX**

```

<pvlan_list> PVLAN ID to show configuration for (1-18)
isolation    show isolation configuration
<cr>

```

### **Parameters**

```

<range_list>      PVLAN id to show configuration for 1-18 (on the SM16TAT2SA)
isolation         show isolation configuration
<port_type >     GigabitEthernet
*                All Switches or All ports
Gigabit Ethernet 1 Gigabit Ethernet Port
<port_type_list> Port list in 1/1-26 for Gigabit Ethernet

```

### **EXAMPLE**

```

SM16TAT2SA# show pvlan isolation interface GigabitEthernet 1/1-2
Port                Isolation
-----
GigabitEthernet 1/1      Disabled
GigabitEthernet 1/2      Enabled
SM16TAT2SA#

SM16TAT2SA# show pvlan
PVLAN ID  Ports
-----
1         GigabitEthernet 1/4 GigabitEthernet 1/5 GigabitEthernet 1/6
SM16TAT2SA#

```

## qos

Display Quality of Service status.

### SYNTAX

```
show qos [ { interface [ <port_type> <port_type_list> ] } | wred | { maps [ dscp-cos ] [ dscp-ingress-translation ] [ dscp-classify ] [ cos-dscp ] [ dscp-egress-translation ] } | storm | { qce [ <Qce : 1-256> ] } ] [ { begin | exclude | include } <LINE>
```

### Parameters

interface	QoS Interface status and configuration
map	Display global QoS Maps/Tables
GigabitEthernet	GigabitEthernet
*	All switches or All ports
<port_list>	Port List S/X-Y,Z (1/1-10)
cos-queue	Map for CoS to queue
dscp-queue	Map for DSCP to queue
precedence-queue	Map for IP Precedence to queue
queue-cos	Map for queue to CoS
queue-dscp	Map for queue to DSCP
queue-precedence	Map for queue to IP Precedence

### EXAMPLE 1

```
SM8TAT2SA# show qos interface * 1/5
interface GigabitEthernet 1/5
qos cos 0
qos source-cos c-tag
qos trust disabled
qos remark cos disabled
qos remark dscp disabled
qos remark ip-precedence disabled
qos policer mode: disabled, rate: 1000000 Kbps
qos shaper mode: disabled, rate: 1000000 Kbps
qos queue-shaper queue 0 mode: disabled, rate: 1000000 Kbps
qos queue-shaper queue 1 mode: disabled, rate: 1000000 Kbps
qos queue-shaper queue 2 mode: disabled, rate: 1000000 Kbps
qos queue-shaper queue 3 mode: disabled, rate: 1000000 Kbps
qos queue-shaper queue 4 mode: disabled, rate: 1000000 Kbps
```

```

qos queue-shaper queue 5 mode: disabled, rate: 1000000 Kbps
qos queue-shaper queue 6 mode: disabled, rate: 1000000 Kbps
qos queue-shaper queue 7 mode: disabled, rate: 1000000 Kbps
qos storm broadcast mode: disabled, rate: 500 Kbps
qos storm unknown-multicast mode: disabled, rate: 500 Kbps
qos storm unknown-unicast mode: disabled, rate: 500 Kbps
qos scheduler mode: strict-priority

```

SM8TAT2SA#

## EXAMPLE 2

SM8TAT2SA# show qos map

CoS to Queue mappings

```

CoS      0  1  2  3  4  5  6  7
-----+-----
Queue    6  4  2  3  4  5  6  7

```

DSCP to Queue mappings

```

DSCP Queue  DSCP Queue  DSCP Queue  DSCP Queue
----+-----  ----+-----  ----+-----  ----+-----
   0    0    1    0    2    0    3    6
   4    0    5    0    6    0    7    0
   8    1    9    1   10    1   11    1
  12    1   13    1   14    1   15    1
  16    2   17    2   18    2   19    2
  20    2   21    2   22    2   23    2
  24    3   25    3   26    3   27    3
  28    3   29    3   30    3   31    3
  32    4   33    4   34    4   35    4
  36    4   37    4   38    4   39    4
  40    5   41    5   42    5   43    5
  44    5   45    5   46    5   47    5
  48    6   49    6   50    6   51    6
  52    6   53    6   54    6   55    6
  52    6   53    6   54    6   55    6

```

```
60 7 61 7 62 7 63 7

IP Precedence to Queue mappings
IP Precedence 0 1 2 3 4 5 6 7
-----+-----
Queue          0 1 2 3 6 5 6 7

Queue to CoS mappings
Queue 0 1 2 3 4 5 6 7
-----+-----
CoS    4 1 2 4 4 5 6 7

Queue to DSCP mappings
Queue 0 1 2 3 4 5 6 7
-----+-----
DSCP  0 8 50 24 32 33 48 56

Queue to IP Precedence mappings
Queue          0 1 2 3 4 5 6 7
-----+-----
IP Precedence 0 5 4 3 4 5 6 7

SM8TAT2SA#
```



## *radius-server*

Display RADIUS configuration status.

### SYNTAX

**show** radius-server [statistics]

### Parameters

**statistics**                    RADIUS statistics

### EXAMPLE

```
SM8TAT2SA# show radius-server statistics
Global RADIUS Server Timeout      : 5 seconds
Global RADIUS Server Retransmit   : 3 times
Global RADIUS Server Deadtime     : 0 minutes
Global RADIUS Server Key          : 51164fc2a4b3e3299a83310b04180a552e76508a3e07
ec2c9f4601ab3b6d53
Global RADIUS Server Attribute 4   : 192.168.1.111
Global RADIUS Server Attribute 95 :
Global RADIUS Server Attribute 32 : Bobb
RADIUS Server #1:
Host name   : 111111
Auth port  : 1812
Acct port  : 1813
Timeout    : 5 seconds
Retransmit : 3 times
Key        : admin
RADIUS Server #2:
Host name   : 10.0.5.55
Auth port  : 577
Acct port  : 765
Timeout    :
Retransmit : 400 times
Key        :
RADIUS Server #1 (111111:1812) Authentication Statistics:
Rx Access Accepts:           0   Tx Access Requests:           0
Rx Access Rejects:          0   Tx Access Retransmissions:    0
Rx Access Challenges:       0   Tx Pending Requests:         0
Rx Malformed Acc. Responses: 0   Tx Timeouts:                 0
```

```
Rx Bad Authenticators:          0
Rx Unknown Types:              0
Rx Packets Dropped:           0
State:                          Ready
Round-Trip Time:               0 ms

RADIUS Server #1 (111111:1813) Accounting Statistics:
Rx Responses:                  0   Tx Requests:                  0
Rx Malformed Responses:       0   Tx Retransmissions:         0
Rx Bad Authenticators:        0   Tx Pending Requests:        0
Rx Unknown Types:             0   Tx Timeouts:                 0
Rx Packets Dropped:           0
State:                          Ready
Round-Trip Time:               0 ms

RADIUS Server #2 (10.0.5.55:577) Authentication Statistics:
Rx Access Accepts:             0   Tx Access Requests:         0
Rx Access Rejects:            0   Tx Access Retransmissions:   0
Rx Access Challenges:         0   Tx Pending Requests:        0
Rx Malformed Acc. Responses:  0   Tx Timeouts:                 0
Rx Bad Authenticators:        0
Rx Unknown Types:             0
Rx Packets Dropped:           0
State:                          Ready
Round-Trip Time:               0 ms

RADIUS Server #2 (10.0.5.55:765) Accounting Statistics:
Rx Responses:                  0   Tx Requests:                  0
Rx Malformed Responses:       0   Tx Retransmissions:         0
Rx Bad Authenticators:        0   Tx Pending Requests:        0
Rx Unknown Types:             0   Tx Timeouts:                 0
Rx Packets Dropped:           0
State:                          Ready
Round-Trip Time:               0 ms

SM8TAT2SA#
```

## rmon

Display RMON statistics, history, alarms, and events.

### SYNTAX

**show rmon statistics** <1-65535> Statistics entry list (1..65535)

**show rmon history** <1-65535> History entry list (1..65535)

**show rmon alarm** <1-65535> Alarm entry list (1..65535)

**show rmon alarm** <cr>

**show rmon event** <1-65535> Event entry list (1..65535)

### Parameters

statistics Display the RMON statistics table

history Display the RMON history table

alarm Display the RMON alarm table

event Display the RMON event table

<1-65535> Statistics entry list (1..65535)

<1-65535> History entry list (1..65535)

<1-65535> Alarm entry list (1..65535)

<1-65535> Event entry list (1..65535)

### EXAMPLE

```
SM16TAT2SA# show rmon statistics 1
Statistics ID :    1
-----
Data Source : .1.3.6.1.2.1.2.2.1.1.1
etherStatsDropEvents      : 0
etherStatsOctets          : 0
etherStatsPkts            : 0
etherStatsBroadcastPkts  : 0
etherStatsMulticastPkts  : 0
etherStatsCRCAlignErrors : 0
etherStatsUndersizePkts  : 0
etherStatsCRCAlignErrors : 0
etherStatsUndersizePkts  : 0
etherStatsOversizePkts   : 0
etherStatsFragments      : 0
etherStatsJabbers        : 0
etherStatsCollisions     : 0
```

```
etherStatsPkts64Octets      : 0
etherStatsPkts65to127Octets : 0
etherStatsPkts128to255Octets : 0
etherStatsPkts256to511Octets : 0
```

SM8TAT2SA# **show rmon history**

History ID : 1

-----

```
EtherHistorySampleIndex : 1
  etherHistoryIntervalStart : 1d 4:01:39(100899)
  etherHistoryDropEvents    : 0
  etherHistoryOctets        : 1560000
  etherHistoryPkts          : 7800
  etherHistoryBroadcastPkts : 156
  etherHistoryMulticastPkts : 234
  etherHistoryCRCAlignErrors : 78
  etherHistoryUndersizePkts : 0
  etherHistoryOversizePkts  : 0
  etherHistoryFragments     : 39
  etherHistoryJabbers       : 0
  etherHistoryCollisions    : 19
  etherHistoryUtilization   : 0
```

```
EtherHistorySampleIndex : 2
  etherHistoryIntervalStart : 1d 4:31:39(102699)
  etherHistoryDropEvents    : 0
  etherHistoryOctets        : 120000
  etherHistoryPkts          : 600
  etherHistoryBroadcastPkts : 12
  etherHistoryMulticastPkts : 18
  etherHistoryCRCAlignErrors : 6
  etherHistoryUndersizePkts : 0
  etherHistoryOversizePkts  : 0
  etherHistoryFragments     : 3
  etherHistoryJabbers       : 0
  etherHistoryCollisions    : 1
  etherHistoryUtilization   : 0
```

```
SM8TAT2SA# show rmon alarm
```

```
Alarm ID : 1
```

```
-----
```

```
Interval      : 30
Variable      : .1.3.6.1.2.1.2.2.1.10.9
SampleType    : Delta
Value         : 0
Startup       : RisingOrFalling
RisingThrlld  : 4
RisingEventIndex : 4
FallingThrlld : 2
FallingEventIndex : 2
```

```
SM8TAT2SA# show rmon event
```

```
Event ID : 1
```

```
-----
```

```
Description   : BobB
Type          : log and trap
Community     : trpp11
LastSent      : 0
```

```
Event ID : 2
```

```
-----
```

```
Description   : port1 -
Type          : snmp trap
Community     : sTrap1
LastSent      : 0
```

```
SM8TAT2SA#
```

## *running-config*

Show running system information.

### SYNTAX

**show** running-config

### EXAMPLE 1

```
SM8TAT2SA-DC# show running-config
username admin privilege 15 password encrypted_sha 8c6976e5b5410415bde908bd4dee1
5dfb167a9c873fc4bb8a81f6f2ab448a918
!
vlan 1
!
poe management mode class-consumption
dms service-mode enabled priority non
!
interface GigabitEthernet 1/1
!
interface GigabitEthernet 1/2
!
interface GigabitEthernet 1/3
!
interface GigabitEthernet 1/4
!!!!!!!!!!!!!!
interface GigabitEthernet 1/9
!
interface GigabitEthernet 1/10
!
!
interface vlan 1
 ip address 192.168.1.77 255.255.255.0
!
ip route 0.0.0.0 0.0.0.0 192.168.1.254
end
SM8TAT2SA-DC#
```

**EXAMPLE 2**

```
SM8TAT2SA# show running-config
username admin privilege 15 password encrypted_sha 8c6976e5b5410415bde908bd4dee1
5dfb167a9c873fc4bb8a81f6f2ab448a918
exec-timeout autologout 0
!
vlan 1
!
ipmc profile 4
  description 44
ipmc mode
ip dhcp snooping
ip dhcp relay
ip helper-address 1.2.3.4
ip dhcp relay information option
ip dhcp relay information policy drop
access-list ace 1
access-list ace 2 frame-type etype
access-list ace 3 frame-type ipv4
ip igmp snooping
ipv6 mld host-proxy
ipv6 mld snooping
mvr vlan 1 name 4
mvr vlan 1 igmp-address 0.0.0.0
mvr vlan 1 mode dynamic
mvr vlan 1 frame tagged tagged
mvr vlan 1 frame priority 0
mvr vlan 1 last-member-query-interval 5
mvr vlan 1 channel 4
radius-server key encrypted A937FA9640CFDAF857690CD3D926AF4F4CBE44ED20138409B8A8
E6EB9A598A5DEC1E8D282913B27D51B79529C8AA3CA32836B5859F69BE9287945E57C041B430
radius-server attribute 4 192.168.1.111
radius-server attribute 32 Bobb
radius-server host 111111 auth-port 1812 acct-port 1813 timeout 5 retransmit 3 k
ey encrypted BFDA4650D3169D389889E6A0CC23659D
radius-server host 10.0.5.55 auth-port 577 acct-port 765 retransmit 400
```

```
aggregation mode src-mac
spanning-tree
spanning-tree mst name 00-C0-F2-49-AB-14 revision 1
spanning-tree mst 1 vlan 2,5,20-40
spanning-tree mst 2 vlan 100-200
spanning-tree mst max-hops 11
spanning-tree mst max-age 10
spanning-tree mst forward-time 11
spanning-tree mst 0 priority 36864
spanning-tree mst 1 priority 28672
poE management mode class-consumption
poE auto-check
trap 1 TCP v2c 10.0.4.3 3 S-Trap1 678
ip dhcp pool 1
  start-ip 10.0.4.10
  end-ip 10.0.4.17
  mask 255.255.255.0
!
ip dhcp server per-port
rmon alarm 1 ifInOctets 9 30 delta rising-threshold 4 4 falling-threshold 2 2 both
rmon event 1 description BobB log trap trpp11
rmon event 2 description port1 - trap sTrap1
dms service-mode enabled priority high
event group 802.1X level 4 trap enable smtp enable
event group ACCESS-MGMT smtp enable
event group AUTH-FAILED smtp enable
event group OVER-MAX-POE-POWER-LIMITATION smtp enable
event group POE-AUTO-POWER-RESET smtp enable
!
interface GigabitEthernet 1/1
  mvr vlan 1 type source
  rmon collection history 1 interval 1800 buckets 50
!
interface GigabitEthernet 1/2
spanning-tree mst 1 cost 500000
spanning-tree mst 1 port-priority 144
```



```
ipv6 mld snooping max-groups 2
ipv6 mld snooping mrouter
ipv6 mld snooping immediate-leave
mvr immediate-leave
!
interface GigabitEthernet 1/3
ip igmp snooping max-groups 2
ip igmp snooping mrouter
ipv6 mld snooping immediate-leave
mvr immediate-leave
mvr vlan 1 type receiver
!
!
interface GigabitEthernet 1/10
!
!
interface vlan 1
ip address 10.0.4.3 255.255.255.0
ip dhcp server
no ipv6 mld snooping
no ipv6 mld snooping querier
ipv6 mld snooping compatibility auto
ipv6 mld snooping robustness-variable 2
ipv6 mld snooping query-interval 125
ipv6 mld snooping query-max-response-time 100
ipv6 mld snooping last-member-query-interval 10
ipv6 mld snooping unsolicited-report-interval 1
!
interface vlan 100
no ip address
!
interface vlan 1000
ip igmp snooping
no ip igmp snooping querier
ip igmp snooping compatibility auto
ip igmp snooping robustness-variable 2
```

```
ip igmp snooping query-interval 125
ip igmp snooping query-max-response-time 100
ip igmp snooping last-member-query-interval 10
ip igmp snooping unsolicited-report-interval 1
!
interface vlan 2000
no ip igmp snooping
ip igmp snooping querier
ip igmp snooping compatibility v2
ip igmp snooping robustness-variable 2
ip igmp snooping query-interval 125
ip igmp snooping query-max-response-time 100
ip igmp snooping last-member-query-interval 10
ip igmp snooping unsolicited-report-interval 1
!
interface vlan 3000
ip igmp snooping
ip igmp snooping querier
ip igmp snooping compatibility v3
ip igmp snooping robustness-variable 2
ip igmp snooping query-interval 125
ip igmp snooping query-max-response-time 100
ip igmp snooping last-member-query-interval 10
ip igmp snooping unsolicited-report-interval 1
!
ip route 0.0.0.0 0.0.0.0 10.0.4.1
end
SM8TAT2SA
```

**smtp**

Show smtp configuration.

**SYNTAX**

**show** smtp <cr>

**Parameters**

None

**EXAMPLE**

```
SM8TAT2SA# show smtp
Mail Server      : myMailServer
User Name       : Bob
Password        : *****
Sender          : sm8tat2sa
Return Path     : sm8tat2sa@192.168.90.3
Email Address 1 : jeffsherman@comcast.net
Email Address 2 : jeffs@lantronix.com
Email Address 3 : mickeyabc@aol.com
Email Address 4 :
Email Address 5 :
Email Address 6 :

SM8TAT2SA#
```

## snmp

Display SNMP configuration parameters.

### SYNTAX

```
show snmp access [ <GroupName : word32> { v1 | v2c | v3 | any } { auth | noauth | priv }
```

```
show snmp community v3 [ <Community : word127> ]
```

```
show snmp security-to-group [ { v1 | v2c | v3 } <SecurityName : word32> ]
```

```
show snmp user [ <UserName : word32> <EngineId : word10-32> ]
```

```
show snmp view [ <ViewName : word32> <OidSubtree : word255> ]
```

```
show snmp <cr>
```

### Parameters

<b>access</b>	access configuration
<b>&lt;GroupName : word32&gt;</b>	Group name
<b>v1</b>	v1 security model
<b>v2c</b>	v2c security model
<b>v3</b>	v3 security model
<b>any</b>	any security model
<b>auth</b>	authNoPriv Security Level
<b>noauth</b>	noAuthNoPriv Security Level
<b>priv</b>	authPriv Security Level
<b>community</b>	Community
<b>v3</b>	SNMPv3
<b>&lt;Community : word127&gt;</b>	Specify community name
<b>&lt;ConfName : word32&gt;</b>	Name of the host configuration
<b>system</b>	System event group
<b>switch</b>	Switch event group
<b>interface</b>	Interface event group
<b>aaa</b>	AAA event group
<b>security-to-group</b>	security-to-group configuration
<b>&lt;SecurityName : word32&gt;</b>	security group name
<b>user</b>	User
<b>&lt;UserName : word32&gt;</b>	Security user name
<b>&lt;EngineId : word10-32&gt;</b>	Security Engine ID
<b>view</b>	MIB view configuration
<b>&lt;ViewName : word32&gt;</b>	MIB view name
<b>&lt;OidSubtree : word255&gt;</b>	MIB view OID

**EXAMPLE 1**

```
SM8TAT2SA# show snmp
SNMP Configuration
Read Community          : public
Write Community         : private
Write Mode              : enabled

SNMPv3 Communities Table:

SNMPv3 Users Table:
User Name               : S-Usr-1
Security Level          : Auth, Priv
Authentication Protocol : MD5
Privacy Protocol        : DES

SNMPv3 Groups Table:
Security Model          : usm
Security Name           : S-Usr-1
Group Name              : Grp-1

SNMPv3 Accesses Table:
Group Name              : Grp-1
Security Model          : (null)
Security Level          : (null)
Read View Name          : 4
Write View Name         : 4

SNMPv3 Views Table:
View Name               : 4
OID Subtree             : .0
View Type                : included

SM8TAT2SA#
```

**EXAMPLE 2**

```
SM8TAT2SA# show snmp access
```

```
SNMPv3 Accesses Table:
```

```
Group Name      : Grp-1
Security Model   : (null)
Security Level   : (null)
Read View Name   : 4
Write View Name  : 4
```

```
SM8TAT2SA# show snmp user
```

```
SNMPv3 Users Table:
```

```
User Name          : S-Usr-1
Security Level      : Auth, Priv
Authentication Protocol : MD5
Privacy Protocol    : DES
```

```
SM8TAT2SA# show snmp view
```

```
SNMPv3 Views Table:
```

```
View Name   : 4
OID Subtree : .0
View Type    : included
```

```
SM8TAT2SA#
```

## **spanning-tree**

Display Spanning Tree protocol.

### **SYNTAX**

```
show spanning-tree [ summary | active | { interface <port_type> <port_type_list> } | { detailed [ interface <port_type> <port_type_list> ] } | { mst [ configuration | { <0-7> [ interface <port_type> <port_type_list> ] } ] }
```

### **Parameters**

<b>summary</b>	STP summary
<b>active</b>	STP active interfaces
<b>interface</b>	Choose port
<b>&lt;port_type&gt;</b>	Gigabit Ethernet
<b>*</b>	All switches or All ports
<b>Gigabit Ethernet</b>	1 Gigabit Ethernet Port
<b>&lt;port_type_list&gt;</b>	Port list in 1/1-26 for Gigabit Ethernet
<b>detailed</b>	STP statistics
<b>interface</b>	List of port type and port ID, ex, 1/1-26
<b>mst</b>	Configuration
<b>configuration</b>	STP bridge instance no (0-7, CIST=0, MST2=1...)
<b>&lt;0-7&gt;</b>	Choose port
<b>&lt;0-4094&gt;</b>	MST instance ID , 0 is for CIST (0..4094)
<b>configuration</b>	MST Region Info and MSTI VLAN map

### **EXAMPLE 1**

```
SM16TAT2SA# show spanning-tree mst 0
MSTP State : Enabled
Force Version : MSTP
MST ID : 0 (CIST)
Bridge Max Age : 20
Bridge Forward Delay : 15
Bridge Max Hops : 20
Instance Priority : 32768
Bridge Mac Address : 00-40-C7-1C-CB-6E
CIST ROOT PRIORITY : 32768
CIST ROOT MAC : 00-40-C7-1C-CB-6E
CIST EXTERNAL ROOT PATH COST : 0
CIST ROOT PORT ID : 0
```

```

CIST REGIONAL ROOT PRIORITY : 32768
CIST REGIONAL ROOT MAC : 00-40-C7-1C-CB-6E
CIST INTERNAL ROOT PATH COST : 0
CIST CURRENT MAX AGE : 20
CIST CURRENT FORWARD DELAY : 15
TIME SINCE LAST TOPOLOGY CHANGE (SECS) : 259384
TOPOLOGY CHANGE COUNT (SECS) : 0

```

**EXAMPLE 2**

```

SM16TAT2SA# show spanning-tree mst configuration
Multiple Spanning Tree Protocol : Enable
Force Version : MSTP
Region Name : 00-40-C7-1C-CB-6E
Revision Level : 50
MSTI 0 (CIST) : vlan 1-3,10-19,21-4094
MSTI 1 : vlan 20
MSTI 2 : vlan 4-9
SM16TAT2SA#

```

**EXAMPLE 3**

```

SM8TAT2SA# show spanning-tree mst 0 port configuration
CIST Port Configuration :
=====
Port      STP Enable Path Cost Priority Edge-Port P2P Role Tcn
=====
Gi 1/1    enable      Auto    128    yes    auto  false false
Gi 1/2    enable      Auto    128    yes    auto  false false
Gi 1/3    enable      Auto    128    yes    auto  false false
Gi 1/4    enable      Auto    128    yes    auto  false false
Gi 1/5    enable      Auto    128    yes    auto  false false
Gi 1/6    enable      Auto    128    yes    auto  false false
Gi 1/7    enable      Auto    128    yes    auto  false false
Gi 1/8    enable      Auto    128    yes    auto  false false
Gi 1/9    enable      Auto    128    yes    auto  false false
Gi 1/10   enable      Auto    128    yes    auto  false false
SM8TAT2SA#

```



```
SM8TAT2SA# show spanning-tree mst 0 port
MSTP disabled or force version is not MSTP or invalid MSTI
```

## system

Show system information.

### SYNTAX

**show system** <cr>

### EXAMPLE 1

```
SM8TAT2SA# show system
Model Name          : SM8TAT2SA
System Description  : Smart Managed Switch, 8-port Gigabit PoE+, 2-port 100/1000 SFP
Hardware Version    : v1.02
Mechanical Version  : v1.01
Firmware Version    : v1.04.0110
PoE Firmware Version : 220-224
MAC Address         : 00-C0-F2-4C-22-C3
Serial Number       : C022319BR2100002
System Name         : SM8TAT2SA
Location           : Experience Center
Contact            : Experience Center Admin
System Date         : 2021-07-27 17:26:52 +0000
System Uptime       : 0 days, 0:03:36
SM8TAT2SA#
```

### EXAMPLE 2

```
SM8TAT2SA-DC# show system
Model Name          : SM8TAT2SA-DC
System Description  : Managed Switch, 8-port Gigabit PoE+, 2-port 100/1000 SFP
Hardware Version    : v1.02
Mechanical Version  : v1.01
Firmware Version    : v1.02.1474
PoE Firmware Version : 208-211
MAC Address         : 00-C0-F2-7C-57-81
Serial Number       : C039320BR1300004
System Name         : SM8TAT2SA-DC
```

```
Location      :  
Contact       :  
System Date   : 2017-01-01 01:55:58 +0000  
System Uptime : 0 days, 1:56:12  
SM8TAT2SA-DC#
```

## ***tacacs-server***

Statistics TACACS+ server configuration.

### **SYNTAX**

**show tacacs-server** <cr>

**Parameters** None

### **EXAMPLE**

```
SM8TAT2SA# show tacacs-server  
Global TACACS+ Server Timeout      : 5 seconds  
Global TACACS+ Server Deadtime     : 0 minutes  
Global TACACS+ Server Key          :  
SM8TAT2SA# show tacacs-server  
Global TACACS+ Server Timeout      : 5 seconds  
Global TACACS+ Server Deadtime     : 0 minutes  
Global TACACS+ Server Key          : 51164fc2a4b3e3299a83310b04180a552e76508a3e0  
7 ec2c9f4601ab3b6d53  
TACACS+ Server #1:  
Host name   : 111111  
Port        : 456  
Timeout     : 60 seconds  
Key         : admin123!@#<:>  
  
SM8TAT2SA#
```

**trap**

Display trap configuration.

**SYNTAX**

**show** trap <cr>

**EXAMPLE**

```
SM8TAT2SA# show trap
  Community          Severity
No Name            Mode  Ver  Server IP  port  Level
--  -
1  S-Trap1         TCP   v2c  10.0.4.3   678   Error
2
3
4
5
6

SM8TAT2SA#
SM8TAT2SA# show trap
                Community          Severity
No Name            Mode  Ver  Server IP  port  Level
--  -
1  admin1         UDP v2c  192.168.1.30 162   Alert
2  adminadmin     TCP v2c  192.168.1.40 162   Warning
3  Bob Disabled  v2c  192.168.1.10 162   Info
4
5
6

SM8TAT2SA#
```

## *upnp*

Display Universal Plug and Play parameter settings.

### SYNTAX

**show** upnp <cr>

### EXAMPLE

```
SM16TAT2SA# show upnp
UPnP Mode           : Enabled
Interface VLAN      : 1
UPnP TTL            : 4
UPnP Advertising Duration : 100

SM16TAT2SA#
```

## *version*

Display System hardware and software status.

### SYNTAX

**show** version <cr>

### EXAMPLE

```
SM8TAT2SA# show version
Active Image
-----
Partition       : primary
Version         : v1.04.0110
Date            : 2023-08-12 17:29:50 UTC

Alternate Image
-----
Partition       : secondary
Version         : v1.04.0079
Date            : 2022-11-09 15:50:29 UTC

SM8TAT2SA#
```

## vlan

Display VLAN status and settings.

### SYNTAX

**show** vlan [ id <vlan\_list> | name <vword32> | brief ]

**show** vlan protocol [ eth2 { <0x600-0xffff> | arp | ip | ipx | at } ] [ snap { <0x0-0xfffff> | rfc\_1042 | snap\_8021h } <0x0-0xffff> ] [ llc <0x0-0xff> <0x0-0xff> ]

**show** vlan status [admin [interface] | all | combined | conflicts | gvrp | interface | mstp | mvr | nas | vcl | voice-vlan ]  
[<port\_type ><port\_type\_list>]

### Parameters

<b>id</b>	VLAN status by VLAN id
<b>&lt;vlan_list&gt;</b>	VLAN IDs 1-4095
<b>name</b>	VLAN status by VLAN name
<b>&lt;vword32&gt;</b>	A VLAN name
<b>brief</b>	VLAN summary information
<b>protocol</b>	Protocol-based VLAN status
<b>eth2</b>	Ethernet protocol based VLAN status
<b>&lt;0x600-0xffff&gt;</b>	Ether Type(Range: 0x600 - 0xFFFF)
<b>arp</b>	Ether Type is ARP
<b>ip</b>	Ether Type is IP
<b>ipx</b>	Ether Type is IPX
<b>at</b>	Ether Type is AppleTalk
<b>snap</b>	SNAP-based VLAN status
<b>&lt;0x0-0xfffff&gt;</b>	SNAP OUI (Range 0x000000 - 0xFFFFF)
<b>rfc_1042</b>	SNAP OUI is rfc_1042
<b>snap_8021h</b>	SNAP OUI is 8021h
<b>&lt;0x0-0xffff&gt;</b>	PID (Range: 0x0 - 0xFFFF)
<b>llc</b>	LLC-based VLAN status
<b>&lt;0x0-0xff&gt;</b>	DSAP (Range: 0x00 - 0xFF)
<b>&lt;0x0-0xff&gt;</b>	SSAP (Range: 0x00 - 0xFF)
<b>admin</b>	Show the VLANs configured by administrator.
<b>all</b>	Show all VLANs configured.
<b>combined</b>	Show the VLANs configured by a combination.
<b>conflicts</b>	Show VLANs configurations that has conflicts.
<b>gvrp</b>	Show the VLANs configured by GVRP.

<b>interface</b>	Show the VLANs configured for a specific interface(s).
<b>mstp</b>	Show the VLANs configured by MSTP.
<b>mvr</b>	Show the VLANs configured by MVR.
<b>nas</b>	Show the VLANs configured by NAS.
<b>vcl</b>	Show the VLANs configured by VCL.
<b>voice-vlan</b>	Show the VLANs configured by Voice VLAN.
<b>interface</b>	Show the VLANs configured for a specific interface(s).
<b>&lt;port_type &gt;</b>	GigabitEthernet
<b>Gigabit Ethernet</b>	1 Gigabit Ethernet Port
<b>&lt;port_type_list&gt;</b>	Port list in 1/1-26 for Gigabit Ethernet
<b>ip-subnet</b>	Show VLAN ip-subnet entries.
<b>mac</b>	Show VLAN MAC entries.
<b>mapping</b>	Show VLAN Selective QinQ entries.
<b>status</b>	Show the VLANs configured for each interface.
<b>membership</b>	VLAN membership

**EXAMPLE 1**

```
SM16TAT2SA# show vlan <tab>
brief   id      ip-subnet  mac      mapping  protocol  status  membership
SM16TAT2SA# show vlan
VLAN   Name
-----
1  default
      Gi 1/1   Gi 1/1
      Gi 1/2   Gi 1/2
      Gi 1/3   Gi 1/3
      Gi 1/4   Gi 1/4
      Gi 1/5   Gi 1/5
      Gi 1/6   Gi 1/6
      Gi 1/7   Gi 1/7
      Gi 1/8   Gi 1/8
      Gi 1/9   Gi 1/9
      Gi 1/10  Gi 1/10
      Gi 1/11  Gi 1/11
      Gi 1/12  Gi 1/12
      Gi 1/13  Gi 1/13
      Gi 1/14  Gi 1/14
      Gi 1/15  Gi 1/15
```

```

                                Gi 1/16   Gi 1/16
                                Gi 1/17   Gi 1/17
                                Gi 1/18   Gi 1/18

SM16TAT2SA# show vlan mapping
Index CVID SPVID Ports
-----
  1    1    1 GigabitEthernet 1/2 GigabitEthernet 1/3 GigabitEthernet 1/4
                GigabitEthernet 1/5
SM16TAT2SA#

```

**EXAMPLE 2**

```

SM16TAT2SA# show vlan status
GigabitEthernet 1/1 :
-----
VLAN User  PortType      PVID  Frame Type      Ing Filter  Tx Tag
-----
Admin     C-Port          1     All              Enabled     None
802.1x
MVR
Voice VLAN
MSTP
DMS
Combined  C-Port          1     All              Enabled     None
////////////////////////////////////
GigabitEthernet 1/18 :
-----
VLAN User  PortType      PVID  Frame Type      Ing Filter  Tx Tag
-----
Admin     C-Port          1     All              Enabled     None
802.1x
MVR
Voice VLAN
MSTP
DMS
Combined  C-Port          1     All              Enabled     None

```

## voice

Display Voice VLAN configuration.

### SYNTAX

**show** voice vlan <cr>

### EXAMPLE

```
SM8TAT2SA# show voice vlan
Switch voice vlan entry 1:
Switch voice vlan is enabled
Switch voice vlan ID is 1000
Switch voice vlan aging-time is 86400 seconds
Switch voice vlan traffic class is 0
Switch voice vlan port is 2, 3, 4, 5
Voice VLAN switchport is configured on following:
GigabitEthernet 1/1 :
-----
GigabitEthernet 1/1 switchport voice vlan mode is forced
GigabitEthernet 1/1 switchport voice security is disabled
GigabitEthernet 1/1 switchport voice discovery protocol is oui
GigabitEthernet 1/4 switchport voice security is enabled
GigabitEthernet 1/4 switchport voice discovery protocol is both
GigabitEthernet 1/5 :
-----
GigabitEthernet 1/5 switchport voice vlan mode is forced
GigabitEthernet 1/5 switchport voice security is disabled
GigabitEthernet 1/5 switchport voice discovery protocol is oui

GigabitEthernet 1/10 :
-----
GigabitEthernet 1/10 switchport voice vlan mode is forced
GigabitEthernet 1/10 switchport voice security is disabled
GigabitEthernet 1/10 switchport voice discovery protocol is oui

SM8TAT2SA
```



## 13. SSL Commands

Re-generate a new SSL (Secure Socket Layer) certificate. Use the **ssl** command to set up an SSL certificate.

**Note** that average key creation time increases with certificate encryption length.

FW before v1.02.1261 will generate a 2048 bit RSA private key.

FW v1.02.1261 and above will generate an 8192 bit RSA private key.

**Syntax**    **ssl** [Days] [Length] <cr>

### Parameters

**ssl**                    Setup SSL certificate.  
**days**                SSL certificate effective date  
**length**                SSL certificate RSA encryption length  
<1-10950>                SSL certificate effective date (1..10950)  
<2048|4096|8192>        SSL certificate RSA encryption length (2048..2147483647)  
<certificate information>    See Examples below.

### EXAMPLE 1

```
SM8TAT2SA# ssl days 365 length 2048
Generating a 2048 bit RSA private key
.....+++
..+++
writing new private key to '/tmp/lighttpd.pem'
-----
You are about to be asked to enter information that will be incorporated into your certificate
request.

What you are about to enter is what is called a Distinguished Name or a DN.
There are quite a few fields but you can leave some blank
For some fields there will be a default value,
If you enter '.', the field will be left blank.
-----
Country Name (2 letter code) [US]:us
string is too long, it needs to be less than 2 bytes long
Country Name (2 letter code) [US]:us
State or Province Name (full name) [MN]:MN
Locality Name (eg, city) [Plymouth]:Plymouth
Organization Name (eg, company) [Internet Widgits Pty Ltd]:CSI
Organizational Unit Name (eg, section) [Lantronix]:.^Lantronix
```

```
Common Name (e.g. server FQDN or YOUR name) [lantronix.com]:js@lantronix.com
Email Address [techsupport@lantronix.com]:.
SM8TAT2SA#
```

**SSL Messages:**

*string is too long, it needs to be less than 2 bytes long*

```
719972100:error:0307F076:bignum routines:BNRAND:bits too small:bn_rand.c:125:
```

```
719972100:error:04081003:rsa routines:RSA_BUILTIN_KEYGEN:BN lib:rsa_gen.c:241:
```

A **Distinguished Name (DN)** is a sequence of relative distinguished names (RDNs) connected by commas.

An RDN is an attribute with an associated value in the form attribute=value, normally expressed in a UTF-8 string format. RDN attribute types include DC (domainComponent), CN (commonName), OU (organizationalUnitName), O (organizationName), STREET (streetAddress), L (localityName), ST (stateOrProvinceName), C (countryName), UID (userid). See IETF [RFC 4514](https://www.rfc-editor.org/rfc/rfc4514) for details.

**EXAMPLE 2**

```
SM8TAT2SA-DC# ssl days 365 length 4096
Generating a 4096 bit RSA private key
.....
.....
.....
.....
.....++
.....++
writing new private key to '/tmp/lighttpd.pem'
-----
You are about to be asked to enter information that will be incorporated
into your certificate request.
What you are about to enter is what is called a Distinguished Name or a DN.
There are quite a few fields but you can leave some blank
For some fields there will be a default value,
If you enter '.', the field will be left blank.
-----
Country Name (2 letter code) [US]:US ?
string is too long, it needs to be less than 2 bytes long
Country Name (2 letter code) [US]:US
State or Province Name (full name) [MN]:MN
Locality Name (eg, city) [Plymouth]:Hopkins
```

```

Organization Name (eg, company) [Internet Widgits Pty Ltd]:CSI
Organizational Unit Name (eg, section) [Lantronix]:Lantronix
Common Name (e.g. server FQDN or YOUR name) [lantronix.com]:lantronix.com
Email Address [techsupport@lantronix.com]:jeffs#^H^H^H
SM8TAT2SA-DC#

```

**EXAMPLE 3** At FW v1.02.1471: use TN SSL certificate for Web GUI and CLI.

```

SM8TAT2SA# ssl length 8192 days 10950
Generating a 8192 bit RSA private key
.....
.....
.....
.....++
.....
.....
.++
writing new private key to '/tmp/lighttpd.pem'
-----
You are about to be asked to enter information that will be incorporated
into your certificate request.
What you are about to enter is what is called a Distinguished Name or a DN.
There are quite a few fields but you can leave some blank
For some fields there will be a default value,
If you enter '.', the field will be left blank.
-----
Country Name (2 letter code) [US]:US
State or Province Name (full name) [MN]:MN
Locality Name (eg, city) [Plymouth]:Plymouth
Organization Name (eg, company) [Internet Widgits Pty Ltd]: Lantronix
Organizational Unit Name (eg, section) [Lantronix]:
Common Name (e.g. server FQDN or YOUR name) [lantronix.com]:
Email Address [techsupport@lantronix.com]:
SM8TAT2SA#

```

**ssl**

Setup SSL certificate. CLI command to manually modify SSL certificate effective date (based on current date) at FW v1.04.0108.

**Syntax**

**ssl** days <xxx> | length <xxxx>

**Parameters**

days	SSL certificate effective date <1-10950>
length	SSL certificate RSA encryption length
<1-10950>	SSL certificate effective date (1..10950)
<2048 4096 8192>	SSL certificate RSA encryption length (2048..2147483647)

**Procedure**

To modify SSL certificate effective date (based on current date) follow the steps below:

1. Login to CLI.
2. Enter the command `ssl days <1-10950> length <2048|4096|8192>`.
3. Type `?` to see the command help text.

**EXAMPLE**

```
SM8TAT2SA-DC# ssl ?
days SSL certificate effective date
length SSL certificate RSA encryption length

SM8TAT2SA-DC# ssl days ?
<1-10950> SSL certificate effective date (1..10950)

SM8TAT2SA-DC# ssl days 10 length ?
<2048|4096|8192> SSL certificate RSA encryption length (2048..2147483647)

SM8TAT2SA-DC# ssl days 10 length 2048
Generating a RSA private key
.....+++++
.....+++++
writing new private key to '/tmp/lighttpd.pem'
```

## 14. Terminal Commands

Set the terminal Exec timeout parameter.

### Syntax

**terminal** exec-timeout <0-1440>

### Parameters

**exec-timeout** Set the EXEC timeout in minutes. The max setting is 1440 minutes (24 hours).  
<0-1440> Timeout in minutes

### EXAMPLE

```
SM16TAT2SA# terminal exec-timeout 1440
```

```
<cr>
```

```
SM16TAT2SA#
```

## 15. Traceroute Commands

*traceroute* tracks the route packets take from an IP network on their way to a given host.

### SYNTAX

**traceroute ip**

**traceroute ipv6**

### Parameters

<b>ip</b>	IP address; IP destination address (X.X.X.X).
<b>protocol</b>	< icmp (default)> < udp>
<b>wait</b>	Set the number of seconds to wait for response to a probe <1-60>. Default is 3.
<b>ttl</b>	Set the max number of hops <1-255> in hops. Default is 30 hops.
<b>nqueries &lt;1-10&gt;</b>	Max number of queries; set the number of probes per each hop.
<b>icmp</b>	Use ICMP ECHO for tracerouting (default)
<b>udp</b>	Use UDP Port for tracerouting
<b>ip</b>	Internet protocol version 4
<b>ipv6</b>	Internet protocol version 6
<b>hostname</b>	domain name address
<b>&lt;ipv4_addr&gt;</b>	IP destination address (X.X.X.X)
<b>&lt;1-60&gt;</b>	Time in seconds to wait for a response. Default is 3s. (1..60)
<b>&lt;1-255&gt;</b>	Max time-to-live. Default is 30. (1..255) (ttl)
<b>&lt;1-10&gt;</b>	Max time-to-live. Default is 3. (1..10) (nqueries)

### EXAMPLE

```
SM16TAT2SA# traceroute ip 192.168.1.77
traceroute to 192.168.1.77 (192.168.1.77), 30 hops max, 38 byte packets
 1 192.168.1.77 0.000 ms 0.000 ms 0.000 ms
SM16TAT2SA#
SM8TAT2SA# traceroute ip 192.168.1.90
traceroute to 192.168.1.90 (192.168.1.90), 30 hops max, 38 byte packets
 1 192.168.90.1 10.000 ms 0.000 ms 0.000 ms
 2 172.16.44.254 0.000 ms 0.000 ms 0.000 ms
 3 74.202.111.126 0.000 ms 0.000 ms 0.000 ms
 4 * * 50.236.7.109 0.000 ms !A
 5 * * *
 6 50.236.7.109 0.000 ms !A * *
 7 * * *
```

```
8 * * *
9 50.236.7.109 0.000 ms !A * *
10 * 50.236.7.109 0.000 ms !A *
11 * * *
12 * 50.236.7.109 0.000 ms !A *
13 * 50.236.7.109 0.000 ms !A *
14 * * *
15 * * *
16 * * 50.236.7.109 0.000 ms !A
17 * * 50.236.7.109 0.000 ms !A
18 * * 50.236.7.109 0.000 ms !A
19 * * *
20 50.236.7.109 0.000 ms !A * 0.000 ms !A
SM8TAT2SA#
```

## 16. Cable Diagnostics Commands

Run the cable diagnostics on a port.

### Syntax

**diagnostics** cable interface < GigabitEthernet | \* >

### Parameters

**GigabitEthernet** GigabitEthernet  
**\*** All ports  
**<port\_id>** Port List S/X-Y,Z (1/1-18)  
**<port\_id>** Port List S/X-Y,Z (1/1-10)

### EXAMPLE

```
SM16TAT2SA# diagnostics cable interface GigabitEthernet 1/2
```

Port	Link Status	Test Result	Length
GigabitEthernet 1/2	Link Down	Abnormal	0.00 (m)

```
SM16TAT2SA# diagnostics cable interface GigabitEthernet 1/4
```

Port	Link Status	Test Result	Length
GigabitEthernet 1/4	1G	OK	8.00 (m)

```
SM16TAT2SA#
```

```
SM8TAT2SA# diagnostics cable interface * 1/1
```

Port	Link Status	Test Result	Length
GigabitEthernet 1/1	1G	OK	6.00 (m)

```
SM8TAT2SA# diagnostics cable interface * 1/2-4
```

Syntax error: Illegal parameter

```
SM8TAT2SA# diagnostics cable interface * 1/2
```

Port	Link Status	Test Result	Length
GigabitEthernet 1/2	10/100M	OK	2.00 (m)

```
SM8TAT2SA#
```

**Messages:** *Syntax error: Illegal parameter*

*Port 9 is not support cable diagnostics*



## 17. Configure DHCP per Port

### 17.1 DHCP per Port

These commands let you configure and view DHCP Per Port. The DHCP Per Port feature allows attached devices to always get the same IP address on a per-port basis.

The switch's DHCP server assigns IP addresses. Clients get IP addresses in sequence and the switch assigns IP addresses to on a per-port basis starting from the configured IP range. For example, if the IP address range is configured as 192.168.10.20 - 192.168.10.37 with one DHCP device connected to port 1, the client will always get IP address 192.168.10.20, then port 3 is always distributed IP address 192.168.10.22, even if port 2 is an empty port (because port 2 is always distributed IP address 192.168.10.21).

The switch does not allow a DHCP per Port pool to include the switch's address.

IP address assigned range and VLAN 1 should stay in the same subnet mask.

The configurable IP address range is allowed to configure over 18 IP addresses, but the switch always assigns one IP address per port connecting device.

The DHCP Per Port function is only supported on VLAN 1. When the DHCP Per Port function is enabled, the switch software will automatically create the related DHCP pool named "DHCP\_Per\_Port". When the DHCP Per Port function is enabled on one switch, IPv4 DHCP client at VLAN1 mode (DMS DHCP mode), DHCP server mode are all limited to be enabled at the same time (an error message displays if attempted).

If the DHCP server pool has been configured, once you enable the DHCP Per port function that DHCP server pool configuration will be overwritten.

Only for VLAN 1, clients issued DHCP packets will not be broadcast/forwarded to other ports. DHCP packets in other VLANs will be broadcast/forwarded to other ports.

The DHCP Per Port function allows the switch to connect only one DHCP client device.

The DHCP Per Port function is configured and shown using these CLI commands:

- **# show ip dhcp server**
- (config)# **ip dhcp server per-port**
- (config)# **no ip dhcp server per-port**
- (config)# ip dhcp server per-port
- (config)# ip dhcp server per-port vlan

The CLI commands to configure and show DHCP Per Port are described below.

**Command:** Show the current DHCP Server and DHCP Per Port configuration

**Syntax:** **show ip dhcp server** <cr>  
**show ip dhcp server status** <cr>

**Description:** Show if DHCP server is globally enabled or disabled, if all VLANs are disabled or enabled, and if the DHCP server Per Port function is disabled or enabled.

**Example:** Display the current DHCP Server and Per Port configuration, change the config, and display the results:

```
SM8TAT2SA# show ip dhcp server
```

```
VLAN id of Pool: 1
```

```
DHCP server mode is On
```

```
SM8TAT2SA# show ip dhcp server status
```

```
VLAN id of Pool: 1
```

```
-----  
DHCP server type is Static
```

```
Start IP address is 10.0.4.10
```

```
End IP address is 10.0.4.17
```

```
Lease time is 86400 seconds
```

```
Subnet Mask is 255.255.255.0
```

```
Default router is not configured
```

```
DNS server is not configured
```

```
SM8TAT2SA#
```

**Command:** Configure the DHCP per Port function.

**Syntax:** **ip dhcp server per-port** <cr>  
**ip dhcp server per-port vlan** <vlan id>

**Parameters:** **vlan** DHCP server per port VLAN  
**<cr>**

**Description:** Toggle the DHCP per Port function from Disabled (default) to Enabled.

**Example 1:** Toggle the DHCP per Port function and show the resulting config:

```
SM16TAT2DPA# show ip dhcp server
```

```
DHCP server is globally disabled.
```

```
All VLANs are disabled.
```

```
SM16TAT2DPA# configure terminal
SM16TAT2DPA(config)# ip dhcp server
SM16TAT2DPA(config)# end
SM16TAT2DPA# show ip dhcp server
DHCP server is globally enabled.
  All VLANs are disabled.
SM16TAT2SA(config)# ip dhcp server per-port
SM8TAT2SA(config)# do show ip dhcp server
VLAN id of Pool: 1
  DHCP server mode is On

SM8TAT2SA(config)# do show ip dhcp server status
VLAN id of Pool: 1
-----
  DHCP server type is Static
  Start IP address is 10.0.4.10
  End IP address is 10.0.4.17
  Lease time is 86400 seconds
  Subnet Mask is 255.255.255.0
  Default router is not configured
  DNS server is not configured

SM8TAT2SA(config)#
```

**Example 2:** Set DHCP per Port VLAN ID

```
SM8TAT2SA(config)# ip dhcp server per-port vlan ?
  <vlan_id> Set DHCP server per port VLAN (1-4095)

SM8TAT2SA(config)# ip dhcp server per-port vlan 1
SM8TAT2SA(config)#

SM8TAT2SA(config)# ip dhcp server per-port vlan 100
ERROR: Already exists (VLAN: 100)
SM8TAT2SA(config)#
```

## 18. PercepXion and LPM Commands

PercepXion is Lantronix on-premise and cloud-hosted management platform that provides a single pane of glass for centralized management and automated monitoring of all deployed Lantronix Remote Environment Management and IoT products, along with real-time notifications, managed APIs and data dashboards.

For more PercepXion information see <https://www.lantronix.com/percepXion/>. PercepXion support requires SMxTAT2SA firmware v1.04.0124 or above.

**LPM Note:** Lantronix Provisioning Manager (LPM) is a software application that provisions, configures, and updates Lantronix-devices for local site installations and deployments. LPM discovery is enabled by default and is not configurable. For more information see <https://www.lantronix.com/products/lantronix-provisioning-manager/>.

To enter PercepXion Config mode from Config mode:

```
SM16TAT2SA(config)# percepXion <cr>  
SM16TAT2SA(config-percepXion)#
```

### 18-1 Using the ? and <tab> Functions

There is a difference between using ? and <Tab>.

Pressing ? shows the commands that can only be run from that path. The output with the ? command shows 12 commands. These PercepXion commands are documented in this chapter.

Pressing <tab> shows the global commands. These are commands that can only be run from that path, plus the global commands that can be run from that path. The output with the <tab> command shows 53 commands. The additional commands are documented in related chapters.

## 18-2 PercepXion Command Set

These PercepXion commands are documented in this chapter.

!	Comments
active	Sets active connection to Connection <number>
apply	Sets the mode on firmware updates
connection	Sets the connection 1 or connection 2
content	Sets the firmware and configuration check interval
device	Sets the Device ID, description, key, and name
do	To run exec commands in config mode
exit	Exit from current mode
no	Removes device parameter(s)
show	Displays the current configuration
state	PercepXion state
status	Sets the status update interval

## 18-3 PercepXion Command Set <tab>

These commands are documented in related chapters.

!	aaa	access	access-list	active
aggregation	apply	clock	connection	content
device	dms	do	dot1x	end
event	exec-timeout	exit	interface	ip
ipmc	ipv6	lcp	lldp	logging
loop-protect	mac	map-api-key	max-frame-size	monitor
mvr	no	ntp	percepXion	poE
port-security	privilege	qos	radius-server	rmon
show	smtp	snmp-server	spanning-tree	state
status	system	tacacs-server	trap	upnp
username	vlan	voice		

To enter PercepXion config mode:

```
SM8TAT2SA# configure terminal
SM8TAT2SA(config)# percepXion
SM8TAT2SA(config-percepXion)#
```

## 18-3 PercepXion Command Descriptions

**Command:**     **active**

**Description:**   Sets the PercepXion active connection to Connection <number>.

**Syntax:**        **active** connection connection <number>

**Parameters:**   connection     Sets active connection to Connection <number>  
                  <1-2>         Sets active connection to Connection <1|2>

**Mode:**         Configure PercepXion mode

**Example:**

```
SM16TAT2SA(config-percepXion)# active connection connection 1
SM16TAT2SA(config-percepXion)# active connection connection 2
SM16TAT2SA(config-percepXion)#
```

**Command:** **apply**

**Description:** Sets the PercepXion mode on configuration updates and firmware updates.

**Syntax:** **apply** configuration updates disable  
**apply** configuration updates enable  
**apply** firmware updates disable  
**apply** firmware updates enable

**Parameters:**

configuration	Sets the action on configuration updates
firmware	Sets the mode on firmware updates
updates	Sets the action on configuration updates
disable	Sets the action on configuration updates to disable
enable	Sets the action on configuration updates to enable
updates	Sets the mode on firmware updates
disable	Restores the default action on new firmware (do not apply)
enable	Automatically apply new firmware

**Mode:** Configure PercepXion mode

**Example:**

```
SM16TAT2SA(config-percepXion)# apply firmware updates enable
SM16TAT2SA(config-percepXion)# apply configuration updates disable
SM16TAT2SA(config-percepXion)# apply configuration updates enable
SM16TAT2SA(config-percepXion)#
```

**Command:** **connection**

**Description:** Sets the PercepXion Connection 1 or Connection 2 parameters.

**Syntax:**

```

connection <con> host <host_name>
connection <con> port <number>
connection <con> secure port disable
connection <con> secure port enable
connection <con> validate certificates disable
connection <con> validate certificates enable
connection <con> connect to <cloud >
connection <con> connect to < on premise>

```

**Parameters (?):**

connection	Sets the connection 1 or connection 2
connect	Sets the mode to connect
to	Sets the mode to connect
cloud	Sets the cloud mode to connect
on	Sets the on premise mode to connect
premise	Sets the on premise mode to connect
host	Sets the Hostname or IP address of PercepXion
port	Sets the Port of PercepXion
secure	Sets the mode on HTTPS
validate	Sets the mode on certificate validation
<word256>	Sets the Hostname or IP address of PercepXion
<1-65535>	Sets the Port of PercepXion
port	Sets the mode on HTTPS
disable	Disables HTTPS for PercepXion client
enable	Enables HTTPS for PercepXion client
certificates	Sets the mode on certificate validation
disable	Disables certificate validation for PercepXion client
enable	Enables certificate validation for PercepXion client

**Mode:** Configure PercepXion mode

**Example:**

```

SM16TAT2SA(config)# percepXion
SM16TAT2SA(config-percepXion)# connection 1 host BobB
SM16TAT2SA(config-percepXion)# connection 1 port 456
SM16TAT2SA(config-percepXion)# connection 1 secure port enable
SM16TAT2SA(config-percepXion)# connection 1 validate certificates enable

```



```
SM16TAT2SA(config-percepXion)# connection 2 host TomT
SM16TAT2SA(config-percepXion)# connection 2 port 456
SM16TAT2SA(config-percepXion)# connection 2 secure port disable
SM16TAT2SA(config-percepXion)# connection 2 validate certificates disable

SM16TAT2SA(config-percepXion)#
SM16TAT2SA(config-percepXion)# connection 1 connect to cloud
SM16TAT2SA(config-percepXion)# connection 1 connect to on premise
SM16TAT2SA(config-percepXion)#
```

**Command:** [content](#)

**Description:** Sets the PercepXion firmware and configuration check interval. FW v1.04.0110 and above allows a dash (-) character for Status Update Interval and Content Check Interval.

**Syntax:** **content** check interval <hours>

**Parameters:**

check	Sets the firmware and configuration check interval
interval	Sets the firmware and configuration check interval
<1-56160>	Sets the firmware and configuration check interval

**Mode:** Configure PercepXion mode

**Example:**

```
SM16TAT2SA(config-percepXion)# content check interval 9000
SM16TAT2SA(config-percepXion)#
```

**Command:** **device**

**Description:** Sets the Device parameters in PercepXion.

**Syntax:** **device** description <device\_desp>  
**device** id <device\_id>  
**device** key <device\_key>  
**device** name <device\_name>

**Parameters:**

description	Sets the Device Description
id	Sets the Device ID
key	Sets the Device Key
name	Sets the Device Name
word64	Device Description (word64)
word64	Device ID (word64)
word64	Device Key (word64)
word64	Device Name (word64)

**Mode:** Configure PercepXion mode

**Example:**

```
SM16TAT2SA(config-percepXion)# device description 384-lrt-c
SM16TAT2SA(config-percepXion)# device id 384-lrt-c
SM16TAT2SA(config-percepXion)# device key 384-lrt-c
SM16TAT2SA(config-percepXion)# device name 384-lrt-c
SM16TAT2SA(config-percepXion)#
```

**Command:** **do**

**Description:** To run Exec commands in PercepXion Config mode.

**Syntax:** **do** <command>

**Parameters:** <command> Command to be run:

clear	configure	copy	delete	diagnostics	dir	find-switch
firmware	logout	more	ping	reload	show	ssl
terminal	traceroute					

**Mode:** Configure PercepXion mode

**Example:**

```
SM16TAT2SA(config-percepXion)# do show ip interface brief
```

```
Vlan Address          Method  Status
-----
```

```
1 192.168.1.77/24    Manual  UP
```

```
SM16TAT2SA(config-percepXion)# do enable
```

```
SM16TAT2SA(config-percepXion)# do dir
```

```
Directory of flash:
```

```
  r- 2011-01-01 00:00:00      716 default-config
```

```
  rw 2011-01-01 21:39:03     8243 startup-config
```

```
2 files, 8959 bytes total.
```

```
SM16TAT2SA(config-percepXion)#
```

**Command:** **end**

**Description:** Go back to EXEC mode from PercepXion Config mode.

**Syntax:** **end** <cr>

**Parameters:**

**Mode:** Configure PercepXion mode

**Example:**

```
SM16TAT2SA(config-percepXion)# end
```

```
SM16TAT2SA
```

**Command:** **exit**

**Description:** Exit from PercepXion Config mode to Config mode.

**Syntax:** **exit** <cr>

**Parameters:**

**Mode:** Configure PercepXion mode

**Example:**

```
SM16TAT2SA(config-percepXion)# exit
SM16TAT2SA(config)#
```

**Command:** **no**

**Description:** Remove a PercepXion device parameter.

**Syntax:** **no** device <id | key | name | description>

**Parameters:**

device	Removes a device parameter.
id	Removes the Device ID
key	Removes the Device Key
name	Removes the Device Name
description	Removes the Device Description

**Mode:** Configure PercepXion mode

**Example:**

```
SM16TAT2SA(config-percepXion)# no device description
SM16TAT2SA(config-percepXion)# no device name
SM16TAT2SA(config-percepXion)#
```

**Command:** **show**

**Description:** Displays current PercepXion parameters.

**Syntax:** **show** connection <con>  
**show** statistics  
**show** <cr>

**Parameters:** connection Shows the PercepXion connection (Connection 1 or Connection 2)  
statistics Displays the PercepXion statistics  
<1-2> Shows the PercepXion connection (Connection 1 or Connection 2)  
<cr> Show PercepXion Configuration

**Mode:** Configure PercepXion mode

**Example 1:**

```
SM16TAT2SA(config-percepXion)# show connection 1
PercepXion Connection 1 Configuration:
Connect To : Cloud
Host : percepXion.com
Port : 443
Secure Port : Enabled
Validate Certificates: Enabled

SM16TAT2SA(config-percepXion)# show connection 2
PercepXion Connection 2 Configuration:
Connect To : Cloud
Host : percepXion.com
Port : 443
Secure Port : Enabled
Validate Certificates: Enabled

SM16TAT2SA(config-percepXion)#
```

**Example 2:**

```
SM16TAT2SA(config-percepXion)# show <cr>
PercepXion Configuration:
State : Enabled
Device ID :
Device Key : (Configured)
```

```
Device Name : SM16TAT2SA-3E96
Device Description : Lantronix SM16TAT2SA
Status Update Interval : 1 minutes
Content Check Interval : 1 minutes
Apply Firmware Updates : Enabled
Apply Configuration Updates : Enabled
Active Connection : Connection 1
Connection 1 Host : percepxion.com
Connection 1 Port : 443
Connection 1 Secure Port : Enabled
Connection 1 Validate Certificates: Enabled
Connection 2 Host : percepxion.com
Connection 2 Port : 443
Connection 2 Secure Port : Enabled
Connection 2 Validate Certificates: Enabled

SM16TAT2SA(config-percepxion)#
```

*Example 3:*

```
SM16TAT2SA(config-percepxion)# show statistics
Client Status : Running
Not registered -
Last Status Update : Not available
Last Content Check : Not available
Available Firmware Updates: Not available
Available Configuration Updates: Not available
SM16TAT2SA(config-percepxion)#
```

**Command:** `state`

*Description:* Sets the PercepXion state to enabled or disabled.

*Syntax:* `state` disable | enable

*Parameters:*

disable	Disables the PercepXion client
enable	Enables the PercepXion client

*Mode:* Configure PercepXion mode

*Example:*

```
SM16TAT2SA(config-percepXion)# state disable
SM16TAT2SA(config-percepXion)# state enable
SM16TAT2SA(config-percepXion)#
```

**Command:** `status`

*Description:* Sets the PercepXion status update interval. FW v1.04.0110 and above allows a dash (-) character for Status Update Interval and Content Check Interval.

*Syntax:* `status` update interval <minutes>

*Parameters:*

update	Sets the status update interval
interval	Sets the status update interval
<1-1440>	Sets the status update interval

*Mode:* Configure PercepXion mode

*Example:*

```
SM16TAT2SA(config-percepXion)# status update interval 1
SM16TAT2SA(config-percepXion)# status update interval 1440
SM16TAT2SA(config-percepXion)#
```

**Lantronix Corporate Headquarters**

48 Discovery, Suite 250

Irvine, CA 92618, USA

Toll Free: 800-526-8766

Phone: 949-453-3990

Fax: 949-453-3995

**Technical Support**

Online: <https://www.lantronix.com/technical-support/>

**Sales Offices**

For a current list of our domestic and international sales offices, go to the Lantronix web site at

[www.lantronix.com/about/contact](http://www.lantronix.com/about/contact).